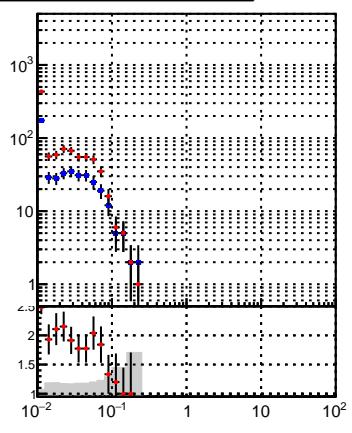
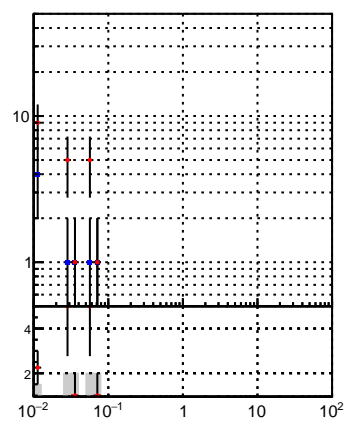
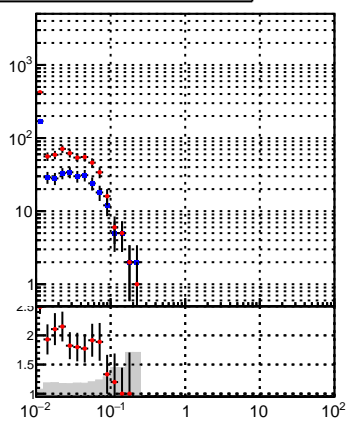



N of reconstructed tracks vs transverse ref point position



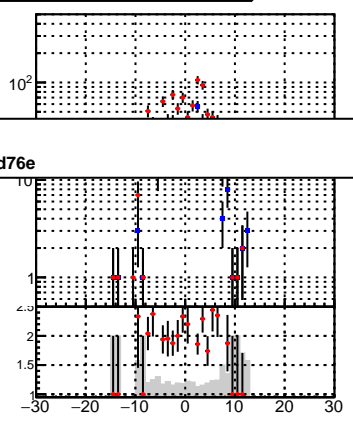
N of associated (recoToSim) tracks vs transverse ref point position



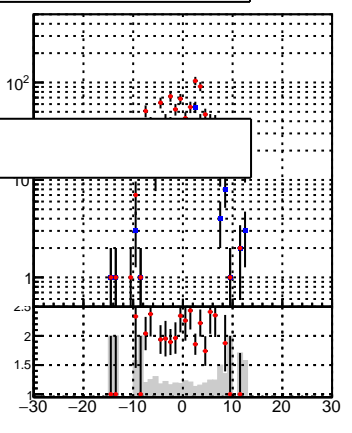
N of associated (recoToSim) looper tracks vs transverse ref point position



N of reconstructed tracks vs transverse ref point position



N of associated (recoToSim) tracks vs transverse ref point position



Legend for the plots above:

- oob (out of box) - represented by blue circles
- trackingLST-rmlS-mask-8c1d76e - represented by red circles

