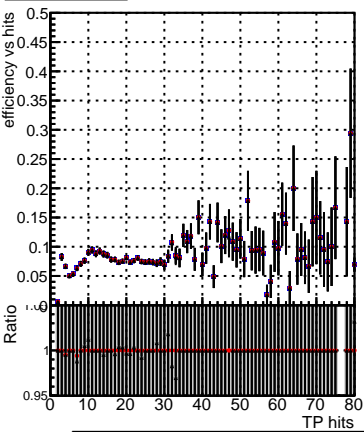
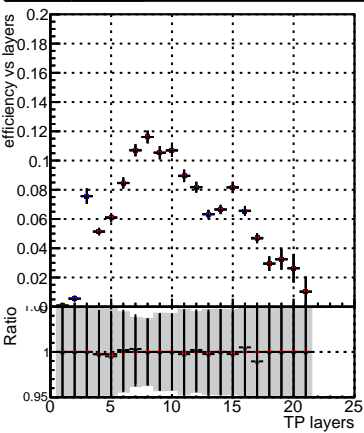


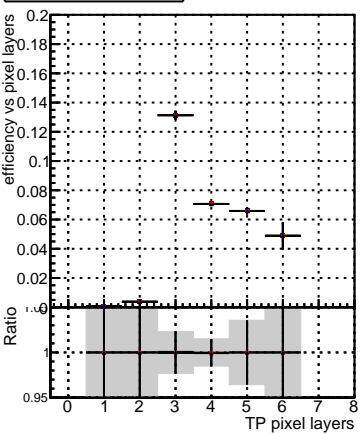
Efficiency vs hit



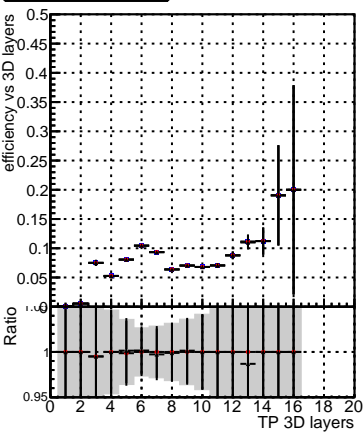
Efficiency



Efficiency vs pixel layer



Efficiency vs 3D layer



Legend for Efficiency vs hit plot:  
- DQM\_ttbarPU\_mkFit\_5iter (black squares with error bars)  
- DQM\_ttbarPU\_mkFit\_5iter\_updatedPR111\_update (red line with circular markers)  
- DQM\_ttbarPU\_mkFit\_5iter\_updatedPR111\_update\_fixPropagation (black crosses with error bars)