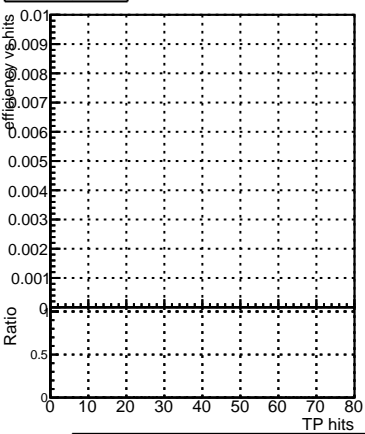
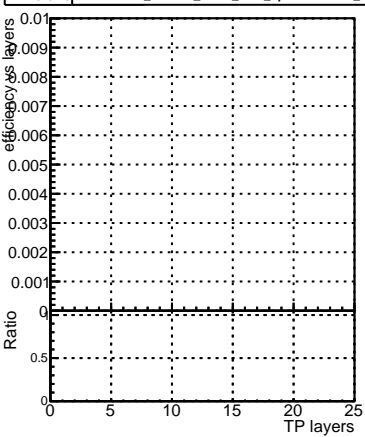


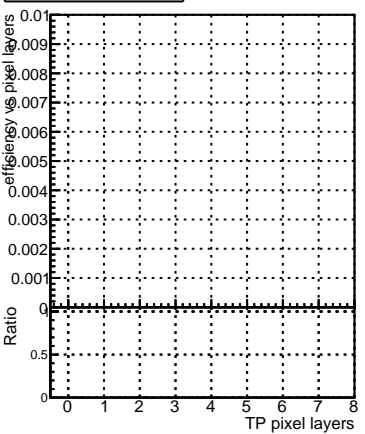
Efficiency vs hit



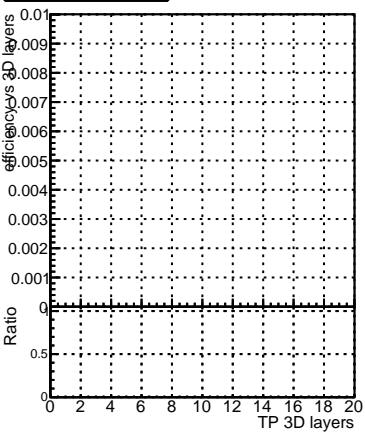
Efficiency



Efficiency vs pixel layer



Efficiency vs 3D layer



Legend for the plots above:
- DQM_ttbarPU_mkFit_5iter (blue square)
- DQM_ttbarPU_mkFit_5iter_updatedPR111_update (red circle)
- DQM_ttbarPU_mkFit_5iter_updatedPR111_update_fixPropagation (black triangle)