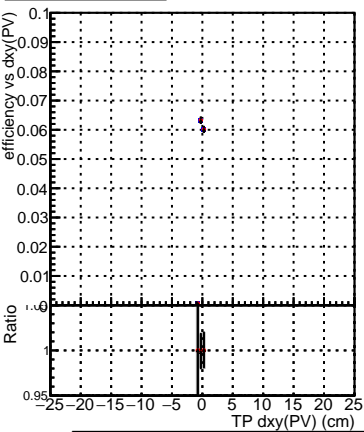
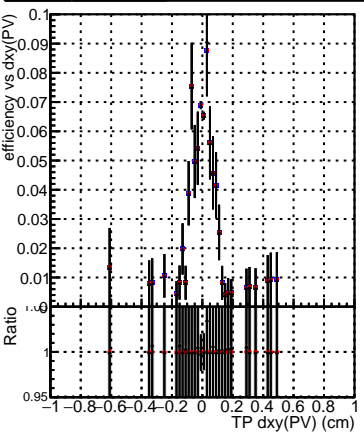


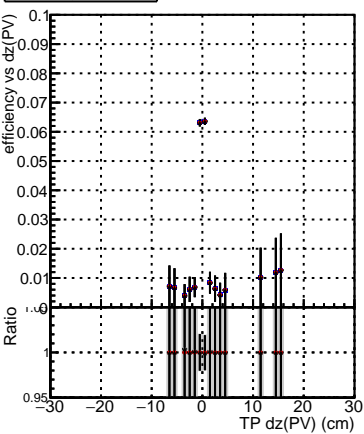
Efficiency vs Dxy(PV)



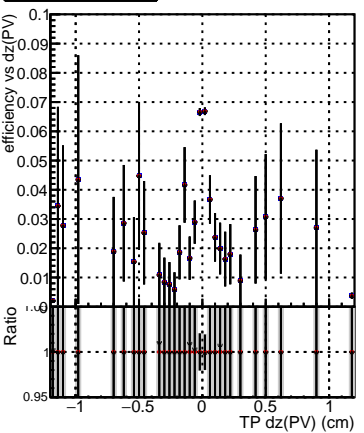
Efficiency



Efficiency vs Dz(PV)



Efficiency vs Dz(PV)



Legend for the plots:

- DQM_ttbarPU_mkFit_5iter (black line with blue dots)
- DQM_ttbarPU_mkFit_5iter_updatedPR111_update (black line with red dots)
- DQM_ttbarPU_mkFit_5iter_updatedPR111_update_fixPropagation (black line with black dots)