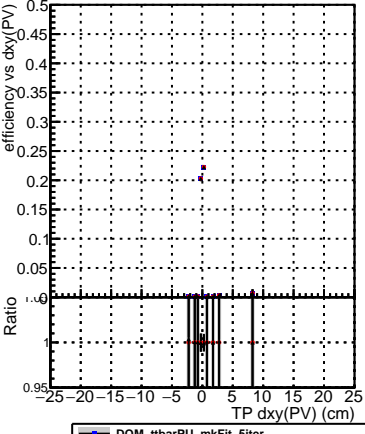
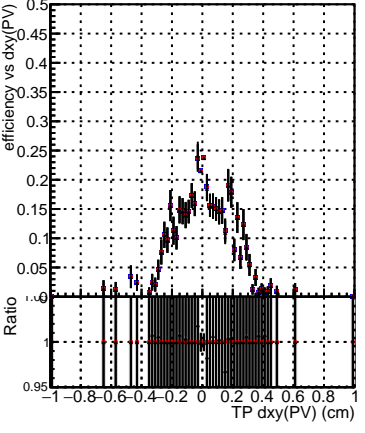


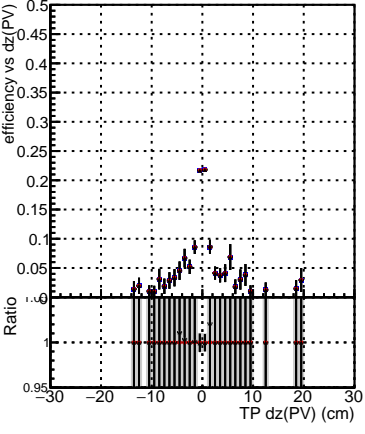
Efficiency vs Dxy(PV)



Efficiency vs Dxy(PV) plot legend:
- DQM_ttbarPU_mkFit_5iter (black line with blue markers)
- DQM_ttbarPU_mkFit_5iter_updatedPR111_update (red line with red markers)
- DQM_ttbarPU_mkFit_5iter_updatedPR111_update_fixPropagation (black line with black markers)



Efficiency vs Dz(PV)



Efficiency vs Dz(PV)

