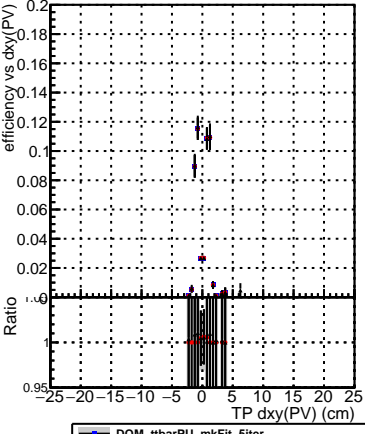
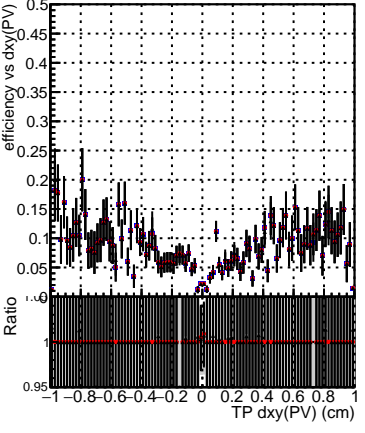


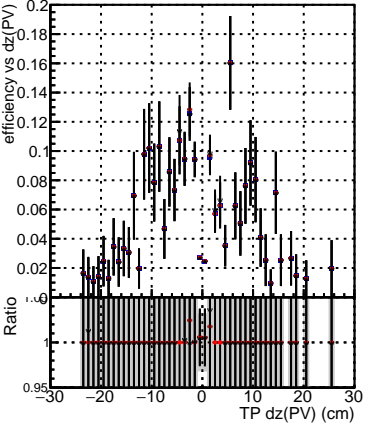
Efficiency vs Dxy(PV)



Efficiency vs Dxy(PV) plot showing efficiency vs dxy(PV) and Ratio vs TP dxy(PV) (cm). Legend: DQM_ttbarPU_mkFit_Siter (black circles), DQM_ttbarPU_mkFit_Siter_updatedPR111_update (red circles), DQM_ttbarPU_mkFit_Siter_updatedPR111_update_fixPropagation (black circles).



Efficiency vs Dz(PV)



Efficiency vs Dz(PV)

