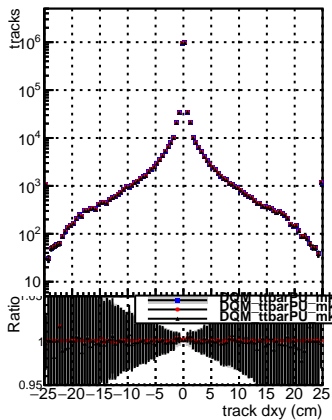
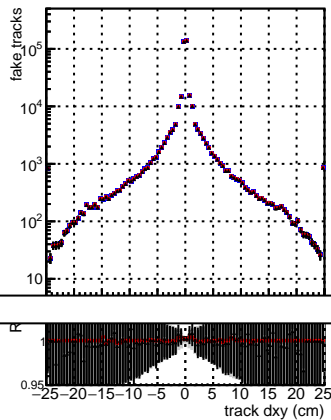
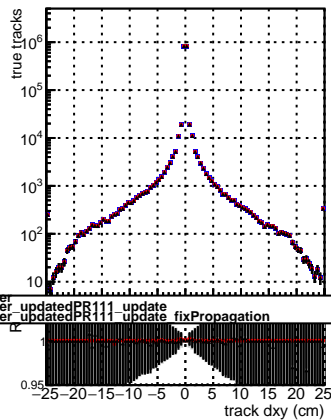
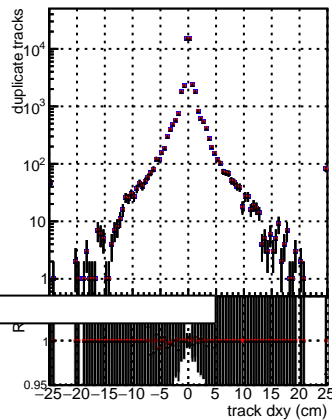
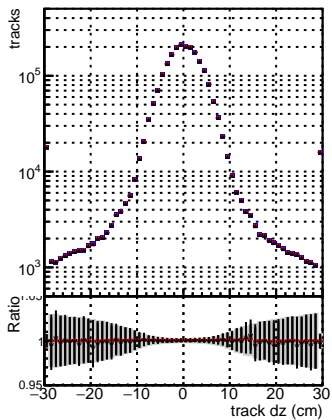
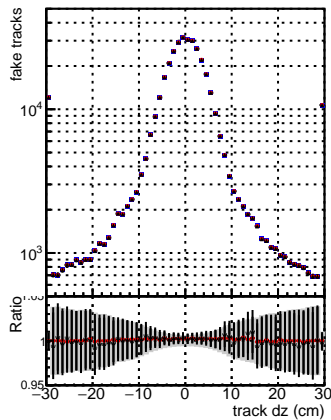
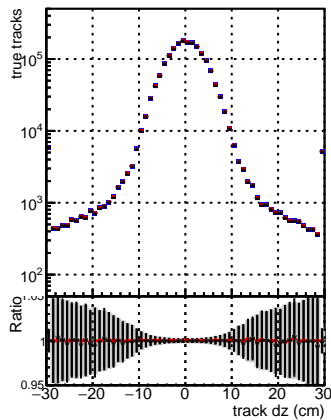


N of reco track vs dxy**N of associated (recoToSim) tracks vs dxy****N of associated (recoToSim) looper tracks vs dxy**

Legend for the ratio plots:

- DCM ttbarPU mkFit Siter updatedPR111_update
- DCM ttbarPU mkFit Siter updatedPR111_update fixPropagation

N of reco track vs dz**N of associated (recoToSim) tracks vs dz****N of associated (recoToSim) looper tracks vs dz**