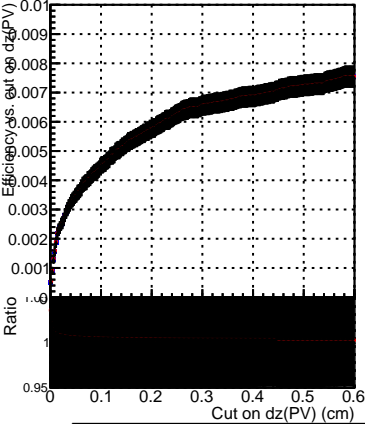
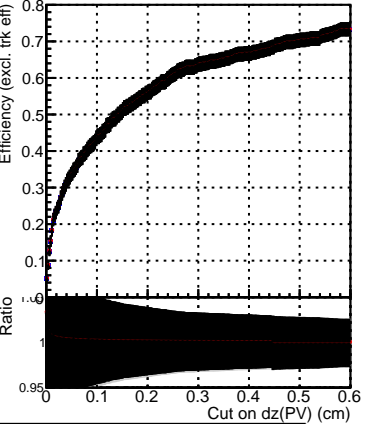


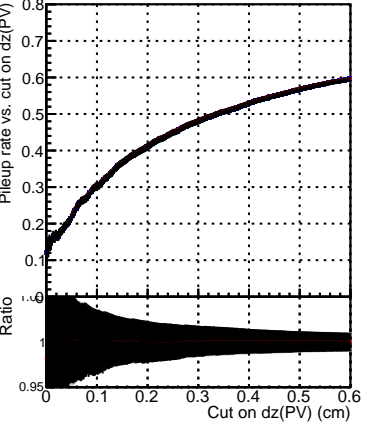
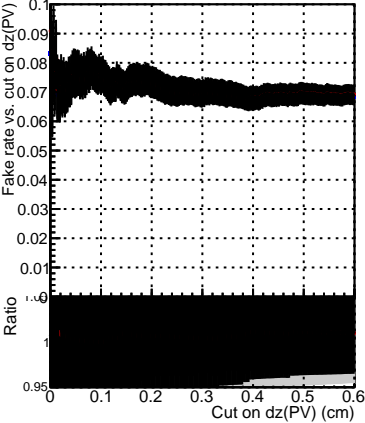
Efficiency vs. dz (PV)



Efficiency (tracking eff factorized out) vs. dz (PV)



Fake rate



Legend for all plots:

- DQM\_ttbarPU\_mkFit\_5iter (Blue line with circles)
- DQM\_ttbarPU\_mkFit\_5iter\_updatedPR111\_update (Red line with circles)
- DQM\_ttbarPU\_mkFit\_5iter\_updatedPR111\_update\_fixPropagation (Black line with circles)