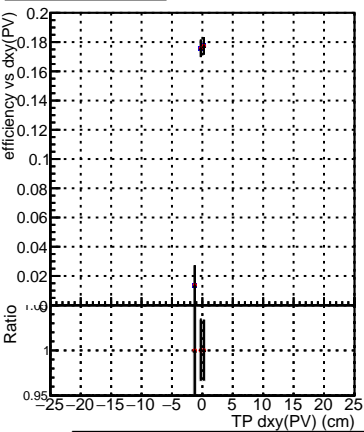
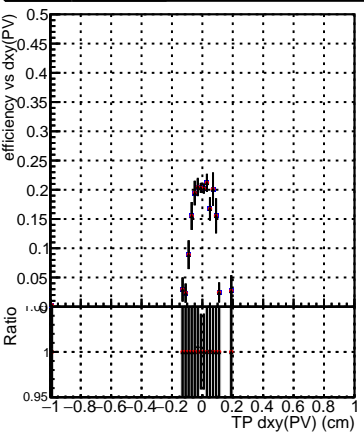


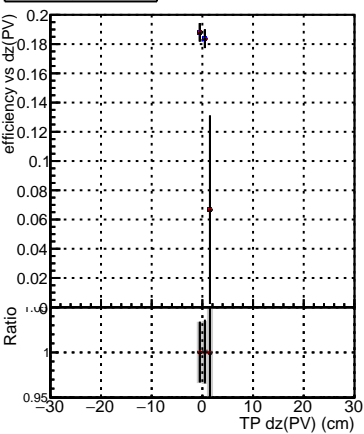
Efficiency vs Dxy(PV)



Efficiency vs Dxy(PV) plot showing efficiency and ratio vs TP dxy(PV) (cm). Legend: DQM_ttbarPU_mkFit_Siter (black line with blue dots), DQM_ttbarPU_mkFit_Siter_updatedPR111_update (black line with red dots), DQM_ttbarPU_mkFit_Siter_updatedPR111_update_fixPropagation (black line with black dots).



Efficiency vs Dz(PV)



Efficiency vs Dz(PV)

