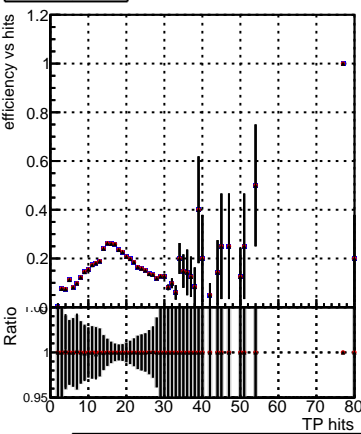
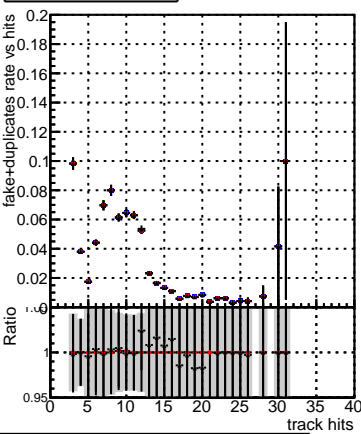
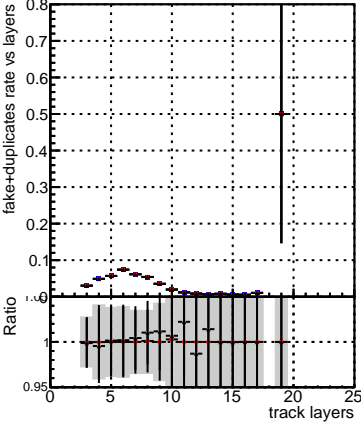
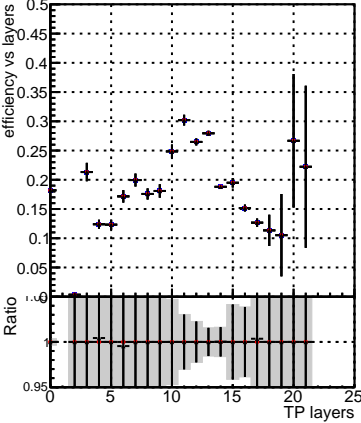
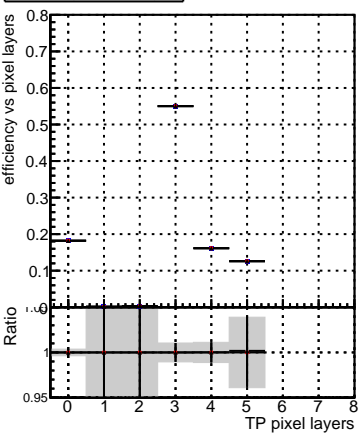
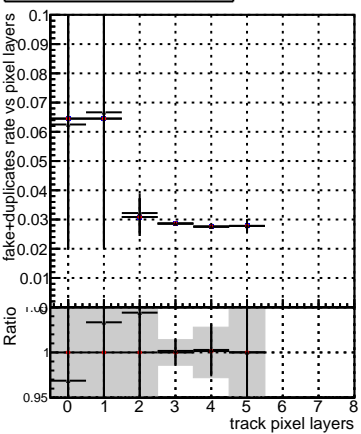
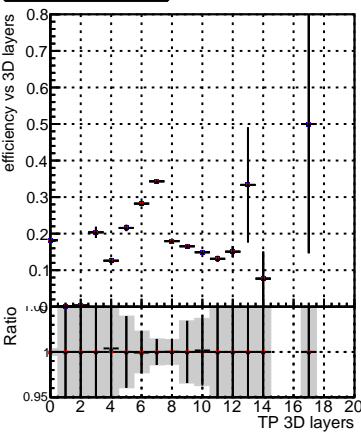


**Efficiency vs hit****fake+duplicates vs hits****Efficiency**

Legend for all plots:  
 - DQM\_ttbarPU\_mkFit\_5iter (blue squares)  
 - DQM\_ttbarPU\_mkFit\_5iter\_updatedPR111\_update (red circles)  
 - DQM\_ttbarPU\_mkFit\_5iter\_updatedPR111\_update\_fixPropagation (black triangles)

**Efficiency vs pixel layer****fake+duplicates vs pixel layers****Efficiency vs 3D layer****fake+duplicates vs 3D layers**