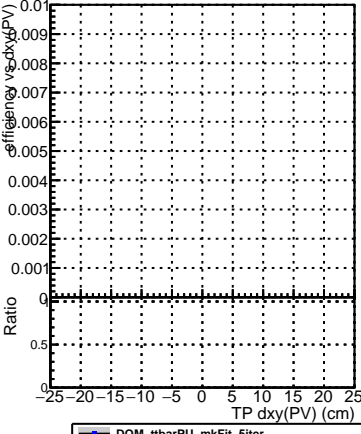
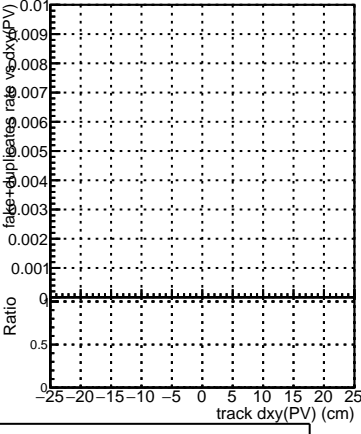
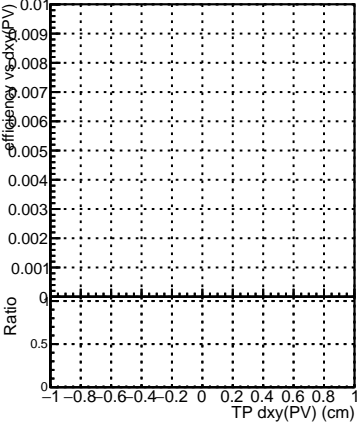
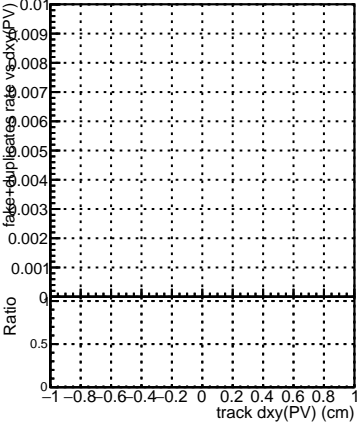
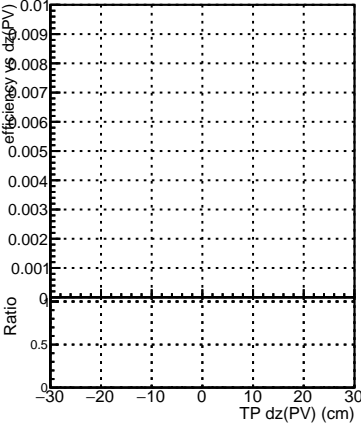
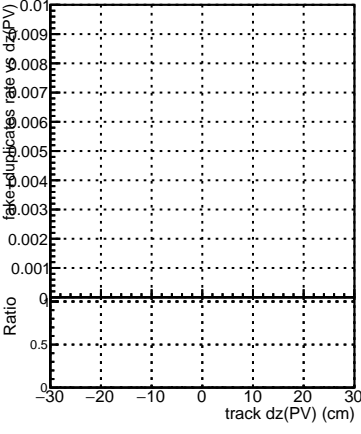
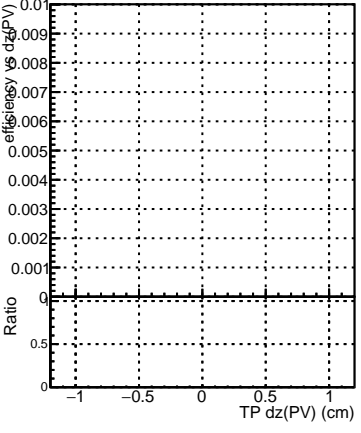


**Efficiency vs Dxy(PV)****fake+duplicates vs dxy(PV)**

Legend for the plots:

- DQM\_ttbarPU\_mkFit\_5iter (Blue line with dots)
- DQM\_ttbarPU\_mkFit\_5iter\_updatedPR111\_update (Red line with dots)
- DQM\_ttbarPU\_mkFit\_5iter\_updatedPR111\_update\_fixPropagation (Black line with dots)

**Efficiency vs Dxy(PV)****fake+duplicates vs dxy(PV)****Efficiency vs Dz(PV)****fake+duplicates vs dz(PV)****Efficiency vs Dz(PV)****fake+duplicates vs dz(PV)**