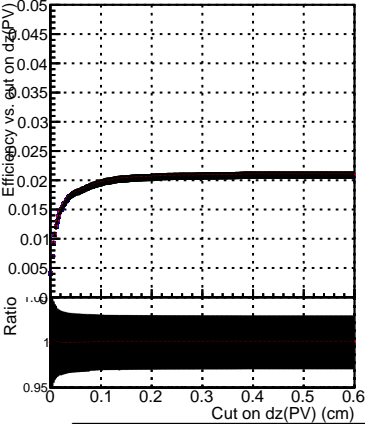
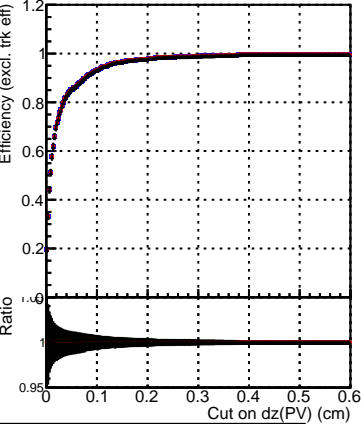


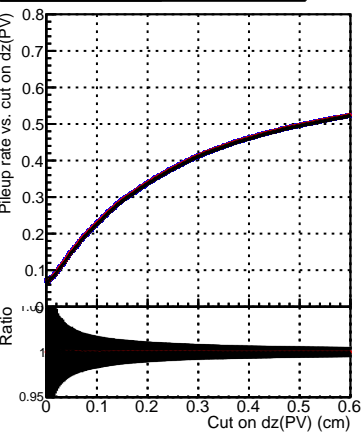
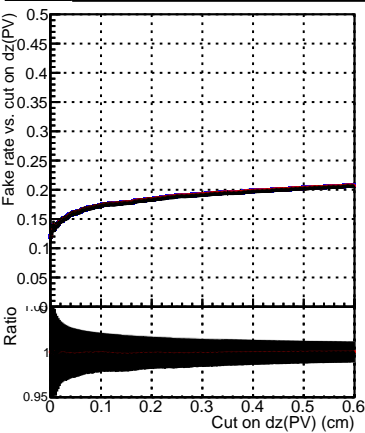
Efficiency vs. dz (PV)



Efficiency (tracking eff factorized out) vs. dz (PV)



Fake rate



Legend for all plots:

- DQM_ttbarPU_mkFit_Siter (Blue line with circles)
- DQM_ttbarPU_mkFit_Siter_updatedPR111_update (Red line with circles)
- DQM_ttbarPU_mkFit_Siter_updatedPR111_update_fixPropagation (Black line with circles)