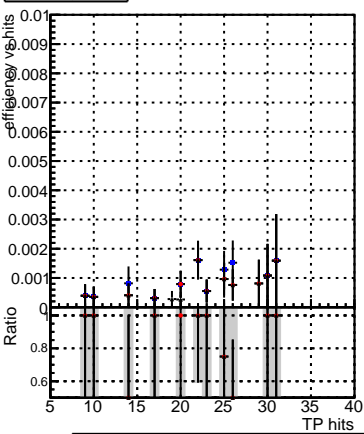
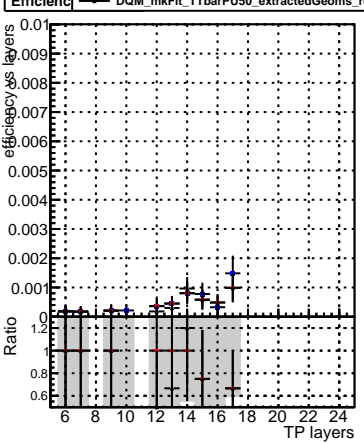


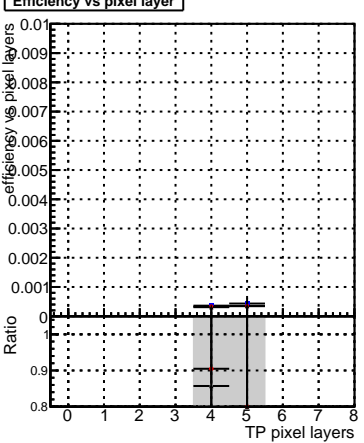
Efficiency vs hit



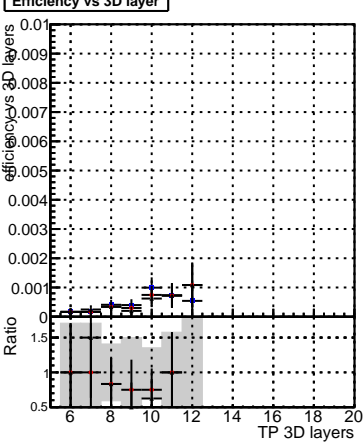
Efficiency vs layer



Efficiency vs pixel layer



Efficiency vs 3D layer



Legend for all plots:
- Blue square: DQM_mkFit_TTbarPU50_extractedGeoms_rescaleError100
- Red circle: DQM_mkFit_TTbarPU50_extractedGeoms_rescaleError100_pTCutOverlap0p0
- Black triangle: DQM_mkFit_TTbarPU50_extractedGeoms_rescaleError100_pTCutOverlap0p0_dynamicChi2CutOverlap