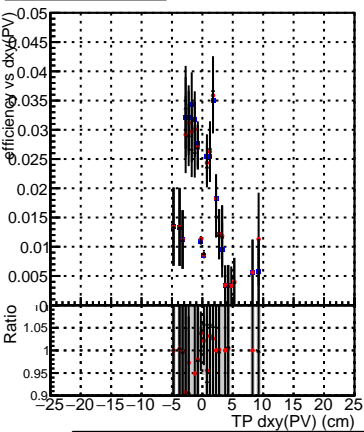
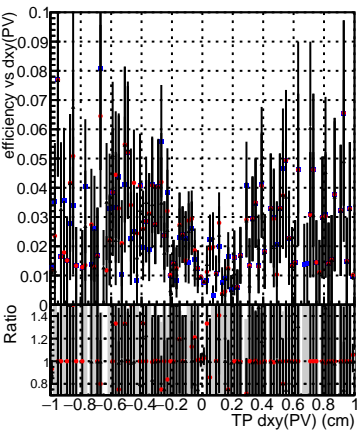


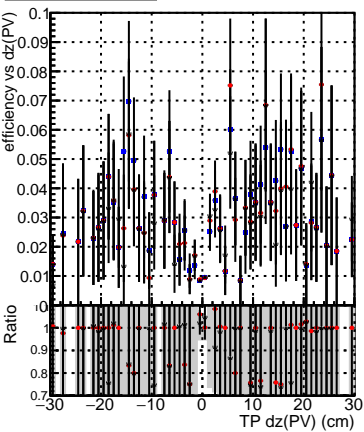
Efficiency vs Dxy(PV)



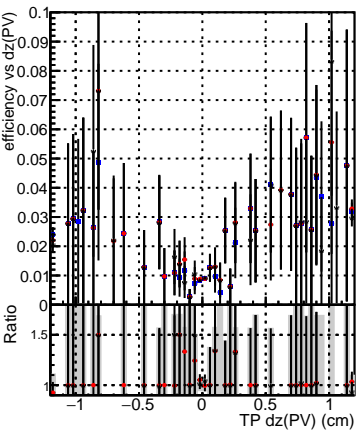
Efficiency



Efficiency vs Dz(PV)



Efficiency vs Dz(PV)



Legend for the plots:

- Blue square: DQM_mkFit_TTbarPU50_extractedGeoms_rescaleError100
- Red circle: DQM_mkFit_TTbarPU50_extractedGeoms_rescaleError100_pTCutOverlap0p0
- Black triangle: DQM_mkFit_TTbarPU50_extractedGeoms_rescaleError100_pTCutOverlap0p0_dynamicChi2CutOverlap