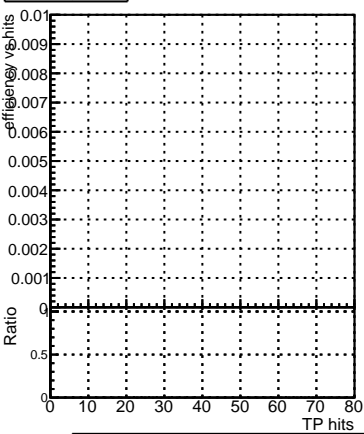
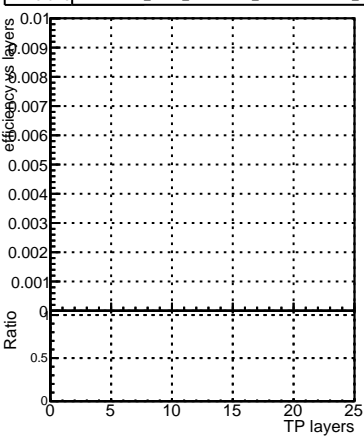


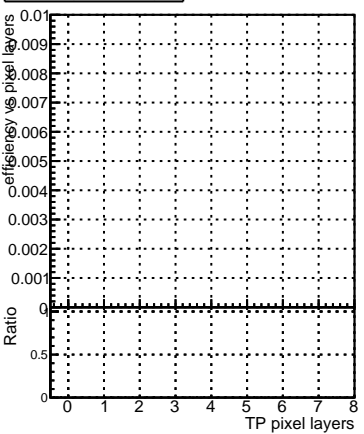
Efficiency vs hit



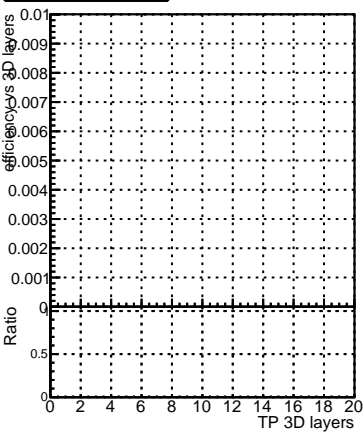
Efficiency



Efficiency vs pixel layer



Efficiency vs 3D layer



Legend for all plots:  
- DQM\_mkFit\_TTbarPU50\_extractedGeoms\_rescaleError100 (Blue line with square markers)  
- DQM\_mkFit\_TTbarPU50\_extractedGeoms\_rescaleError100\_pTCutOverlap0p0 (Red line with circle markers)  
- DQM\_mkFit\_TTbarPU50\_extractedGeoms\_rescaleError100\_pTCutOverlap0p0\_dynamicChi2CutOverlap (Black line with triangle markers)