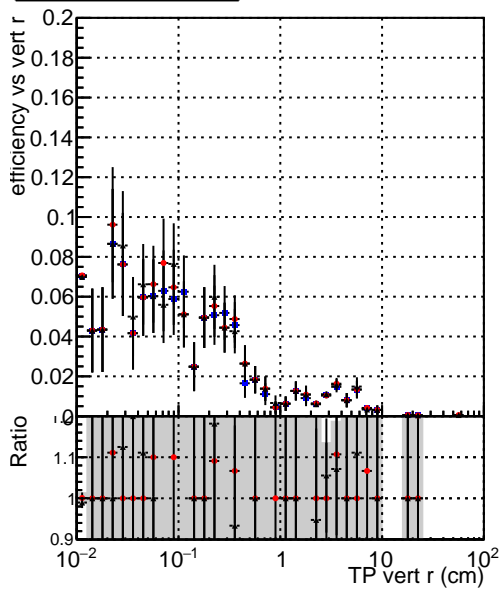
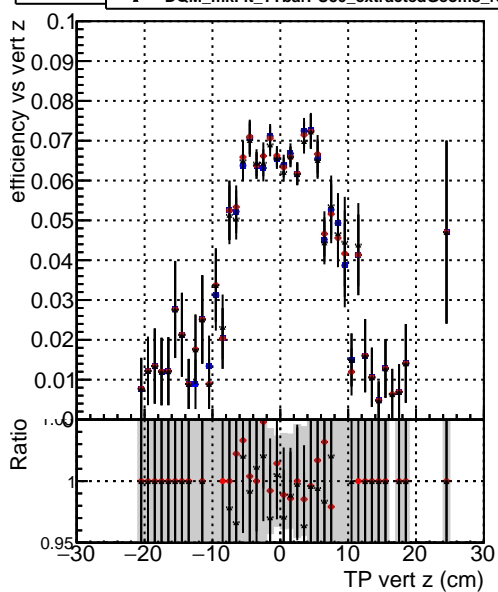
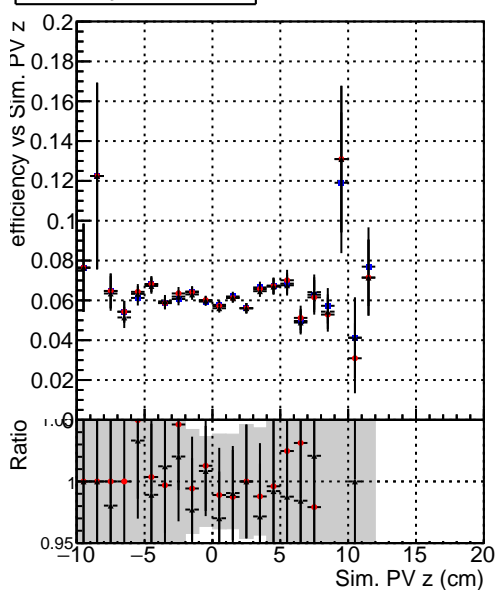


Efficiency vs vertpos**Efficiency vs vert z****Efficiency vs. sim PV z**

Legend for Efficiency vs vert r plot:

- Blue square: DQM_mkFit_TTbarPU50_extractedGeoms_rescaleError100
- Red circle: DQM_mkFit_TTbarPU50_extractedGeoms_rescaleError100_pTCutOverlap0p0
- Black triangle: DQM_mkFit_TTbarPU50_extractedGeoms_rescaleError100_pTCutOverlap0p0_dynamicChi2CutOverlap