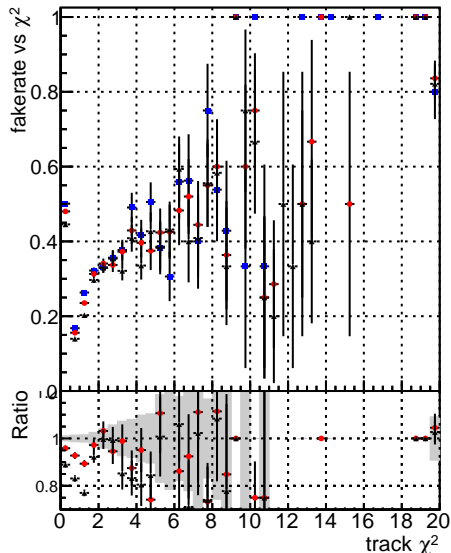
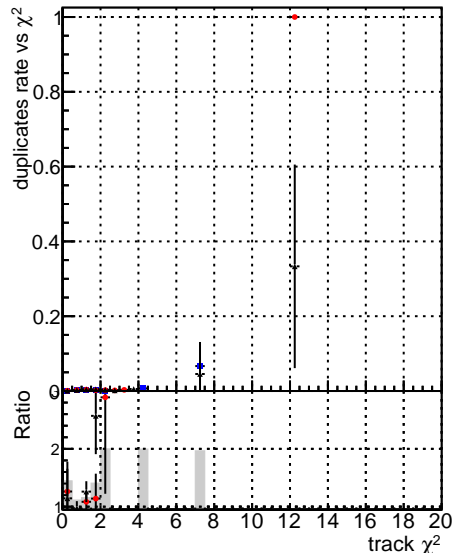


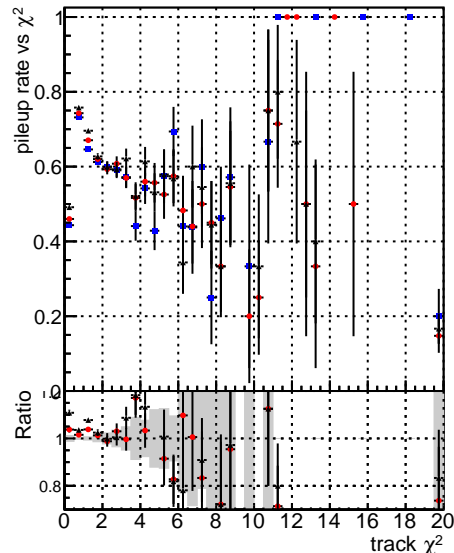
Fake rate vs normalized  $\chi^2$



Duplicates Rate vs normalized  $\chi^2$



Pileup rate vs normalized  $\chi^2$



Legend for Fake rate vs.  $\chi^2$  plots:

- DGM (blue)
- mkFit (red)
- TTbar (black)
- PU50-extracted (grey)
- Geoms (green)
- rescale (purple)
- Error100 (orange)
- dynamicChi2CutOverlap (grey)

