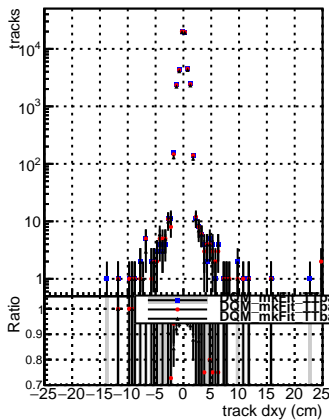
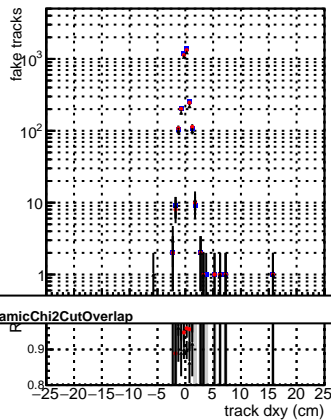
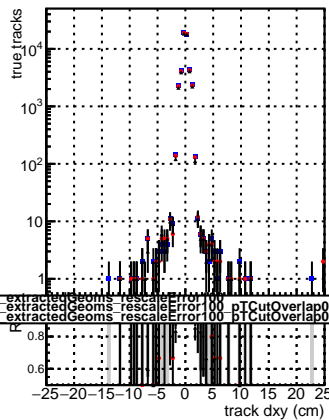
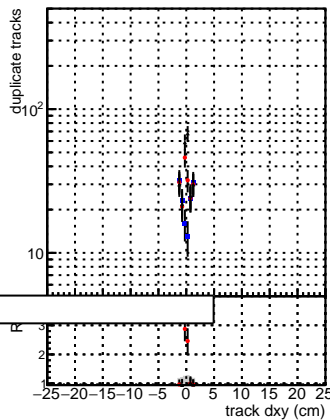
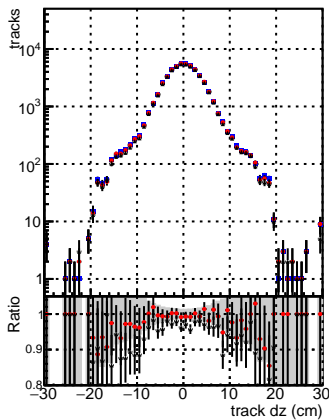
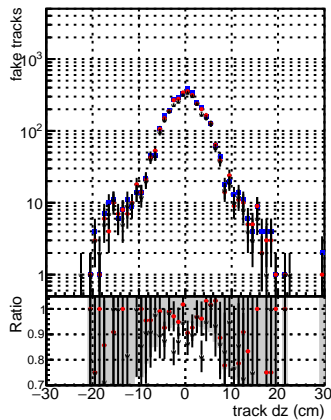
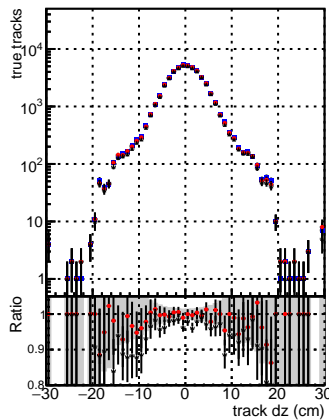
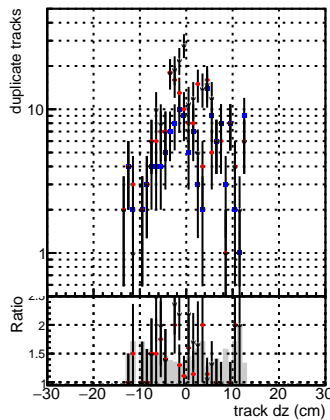


N of reco track vs dxy**N of associated (recoToSim) tracks vs dxy****N of associated (recoToSim) looper tracks vs dxy****N of reco track vs dz****N of associated (recoToSim) tracks vs dz****N of associated (recoToSim) looper tracks vs dz**

Legend for the ratio plots:

- DGM mkFit (black)
- TbarPUS0 (red)
- DGM mkFit (blue)
- TbarPUS0 (green)

Additional methods listed in the legend:

- CL50
- extractedGeoms
- rescale
- Error100
- pTCutOverlap0p0
- dynamicChi2CutOverlap