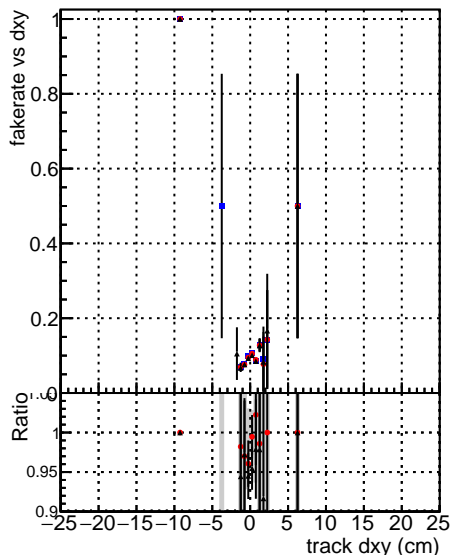
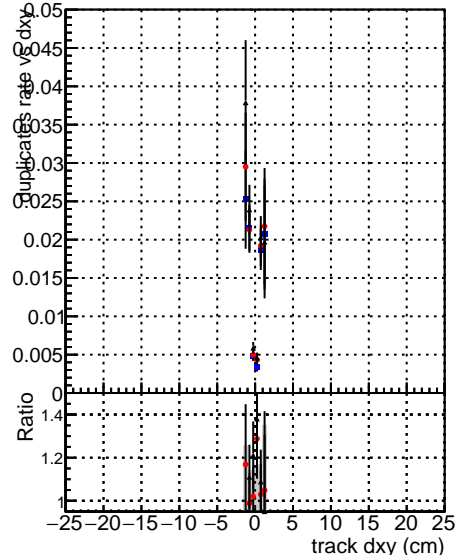


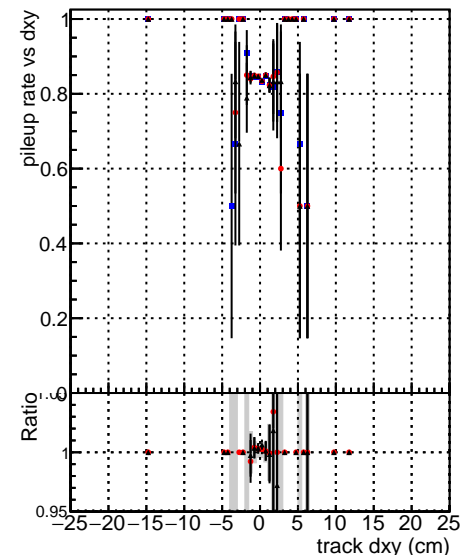
Fake rate vs dxy



Duplicates Rate vs Dxy



Pileup rate vs dxy



Legend for all plots:

- Blue squares: DGM mkFit TTbar PU50 extracted
- Red circles: Geoms\_rescale>Error100
- Black circles: DGM mkFit TTbar PU50 extracted
- Black circles: Geoms\_rescale>Error100
- Black circles: BTCutOverlap0p0
- Black circles: dynamicChi2CutOverlap

Fake rate vs dz

