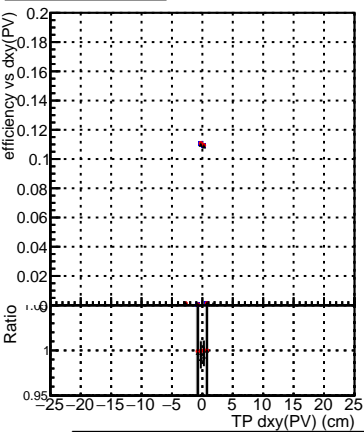
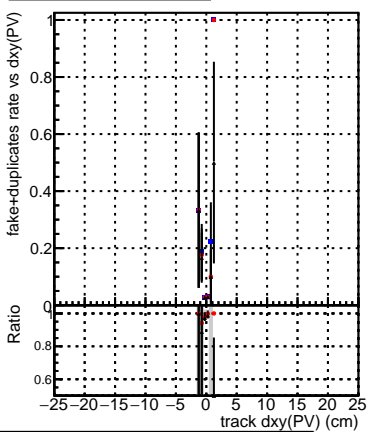
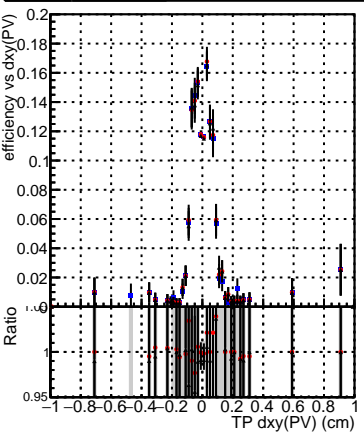
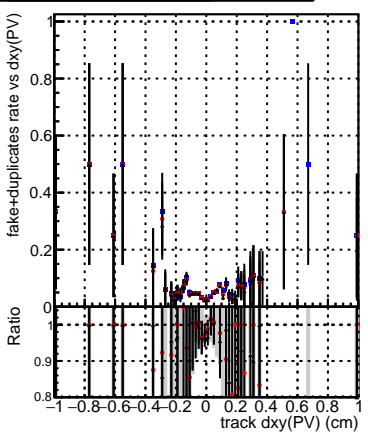
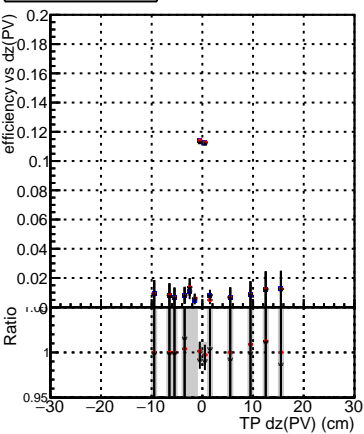
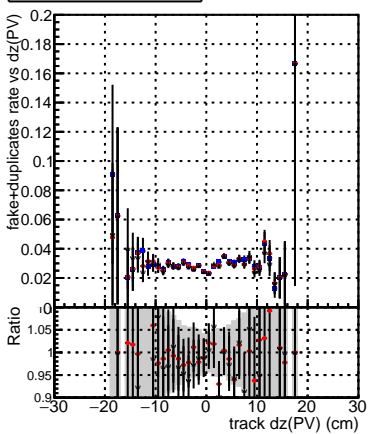
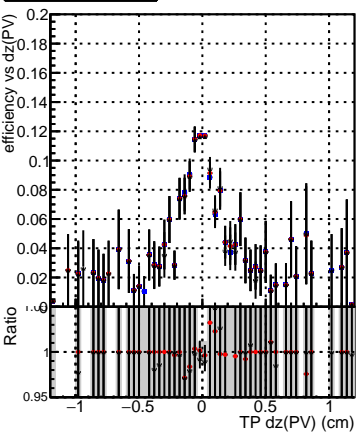
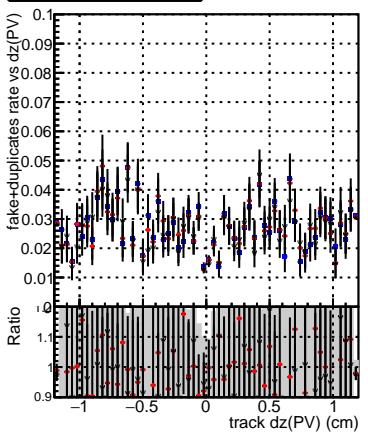


Efficiency vs Dxy(PV)**fake+duplicates vs dxy(PV)****Efficiency vs Dxy(PV)****fake+duplicates vs dxy(PV)****Efficiency vs Dz(PV)****fake+duplicates vs dz(PV)****Efficiency vs Dz(PV)****fake+duplicates vs dz(PV)**

Legend for all plots:

- Blue square: DQM_mkFit_TTbarPU50_extractedGeoms_rescaleError100
- Red circle: DQM_mkFit_TTbarPU50_extractedGeoms_rescaleError100_pTCutOverlap0p0
- Black triangle: DQM_mkFit_TTbarPU50_extractedGeoms_rescaleError100_pTCutOverlap0p0_dynamicChi2CutOverlap