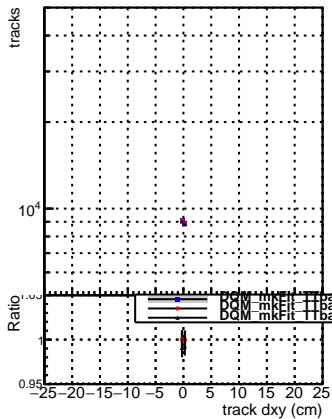
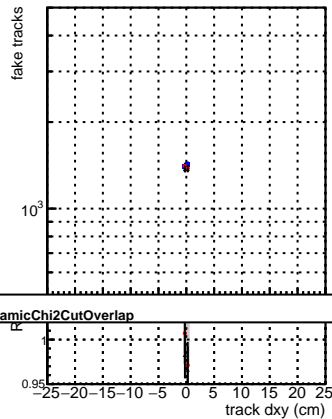
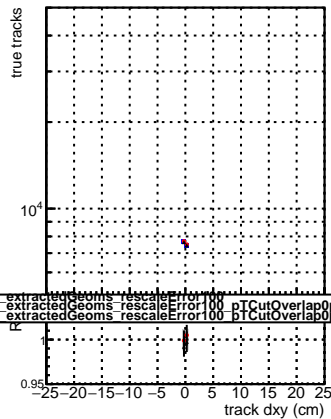


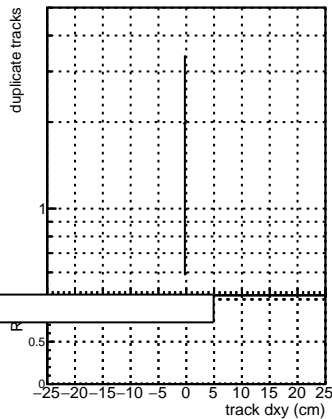
N of reco track vs dxy



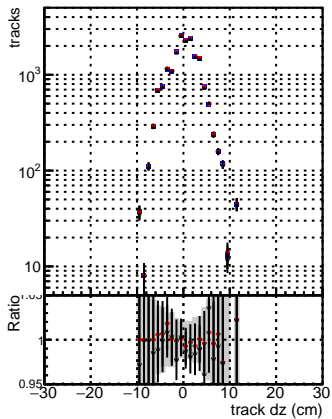
N of associated (recoToSim) tracks vs dxy



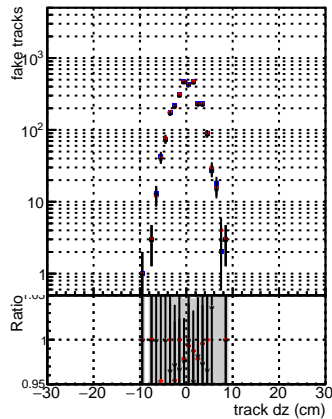
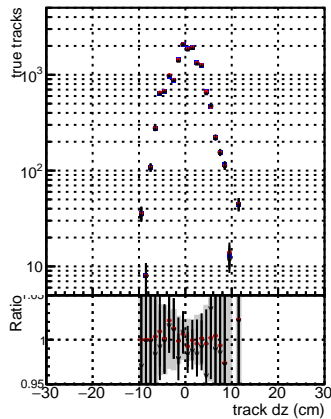
N of associated (recoToSim) looper tracks vs dxy



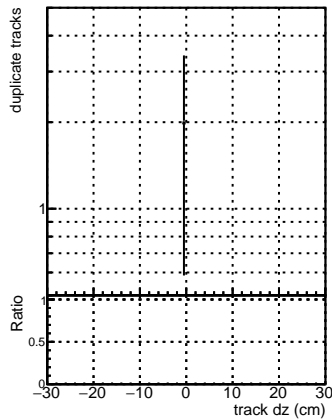
N of reco track vs dz



N of associated (recoToSim) tracks vs dz



N of associated (recoToSim) looper tracks vs dz



Legend for all plots:

- DGM mkFit
- DGM mkFit + TbarPU50
- DGM mkFit + TbarPU50 + extractedGeoms
- DGM mkFit + TbarPU50 + extractedGeoms + rescaleError100
- DGM mkFit + TbarPU50 + extractedGeoms + rescaleError100 + pTCutOverlap0p0
- DGM mkFit + TbarPU50 + extractedGeoms + rescaleError100 + pTCutOverlap0p0 + dynamicChi2CutOverlap