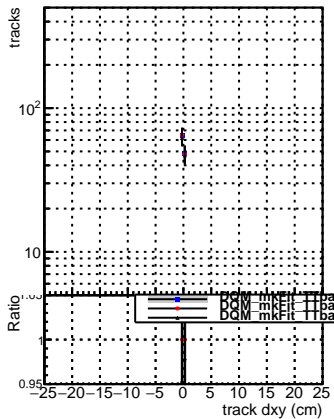
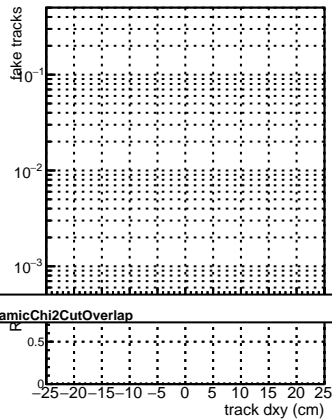
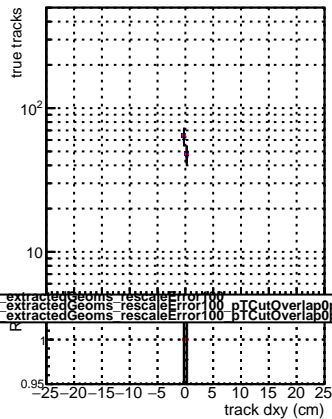


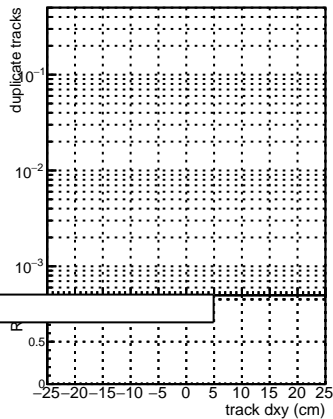
N of reco track vs dxy



N of associated (recoToSim) tracks vs dxy



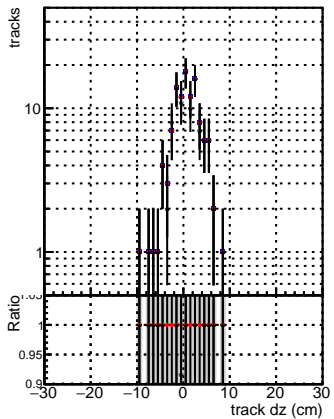
N of associated (recoToSim) looper tracks vs dxy



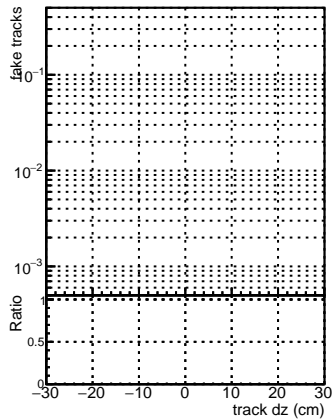
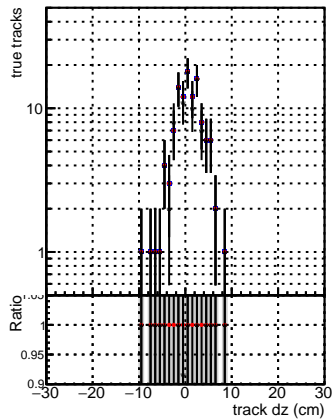
Legend for all plots:

- DCM mkFit TbarPU50 extractedGeoms rescaleError100 pTCutOverlap0p0
- DCM mkFit TbarPU50 extractedGeoms rescaleError100 pTCutOverlap0p0 dynamicChi2CutOverlap

N of reco track vs dz



N of associated (recoToSim) tracks vs dz



N of associated (recoToSim) looper tracks vs dz

