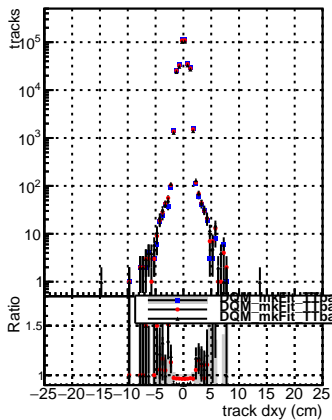
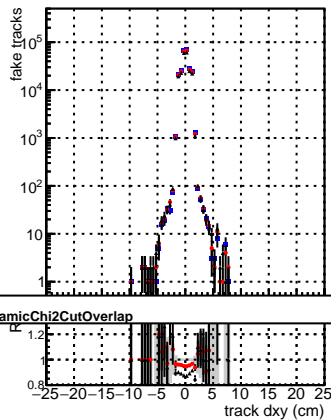
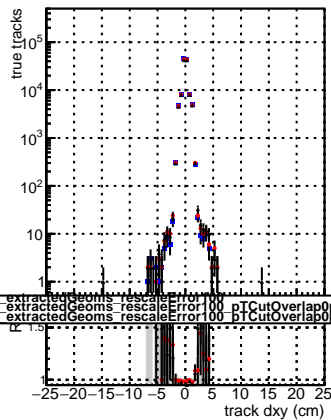
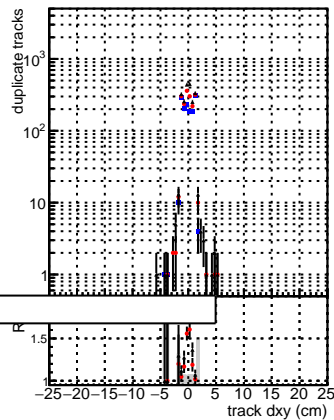
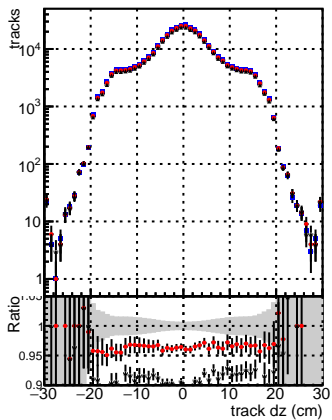
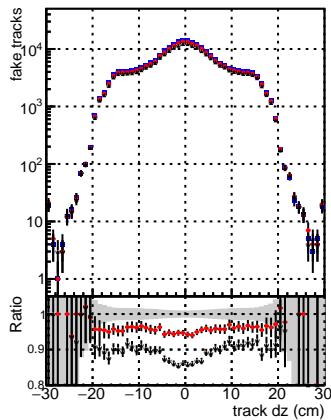
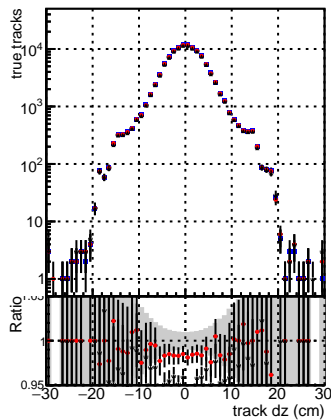


N of reco track vs dxy**N of associated (recoToSim) tracks vs dxy****N of associated (recoToSim) looper tracks vs dxy**

Legend for Ratio plots:

- DCM mkFit 11bar PU50 extractedGeoms rescaleError100 pTCutOverlap00
- DCM mkFit 11bar PU50 extractedGeoms rescaleError100 bTCutOverlap00
- dynamicChi2CutOverlap

N of reco track vs dz**N of associated (recoToSim) tracks vs dz****N of associated (recoToSim) looper tracks vs dz**