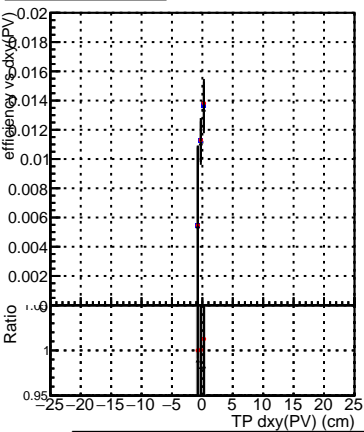
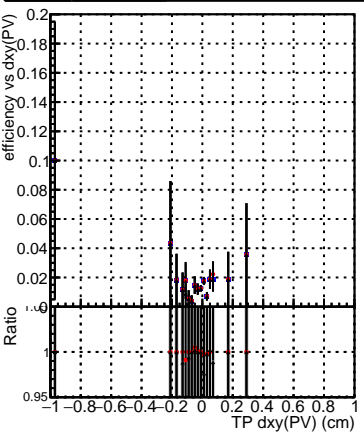


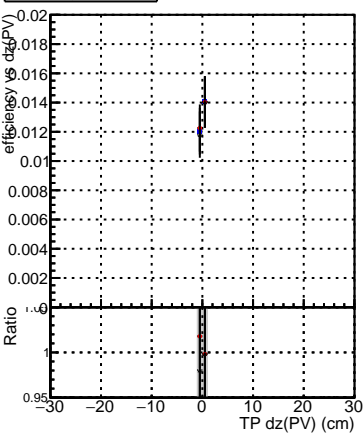
Efficiency vs Dxy(PV)



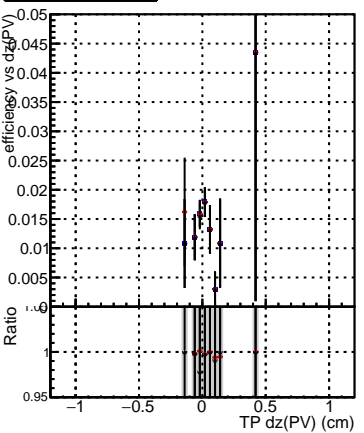
Efficiency vs dxy(PV)



Efficiency vs Dz(PV)



Efficiency vs Dz(PV)



Legend for the plots:

- DQM_mkFit_TTbarPU50_extractedGeoms_rescaleError100 (Blue line with squares)
- DQM_mkFit_TTbarPU50_extractedGeoms_rescaleError100_pTCutOverlap0p0 (Red line with circles)
- DQM_mkFit_TTbarPU50_extractedGeoms_rescaleError100_pTCutOverlap0p0_dynamicChi2CutOverlap (Black line with triangles)