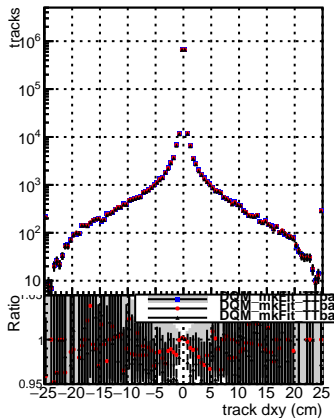
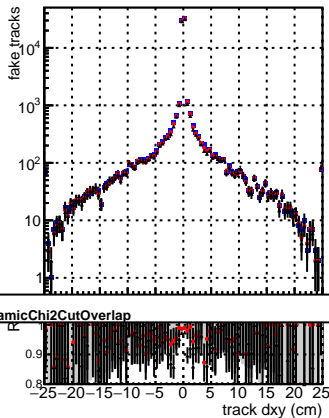
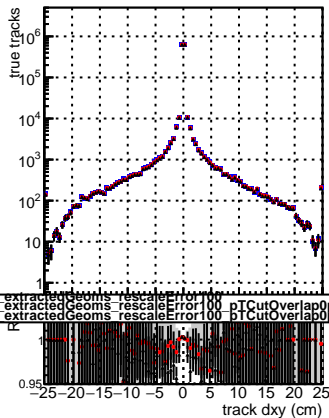


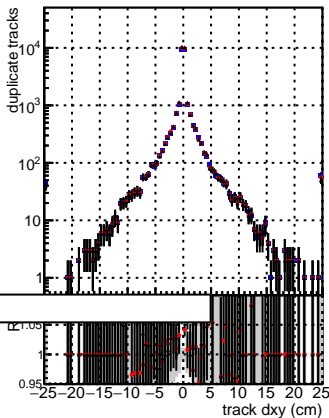
N of reco track vs dxy



N of associated (recoToSim) tracks vs dxy

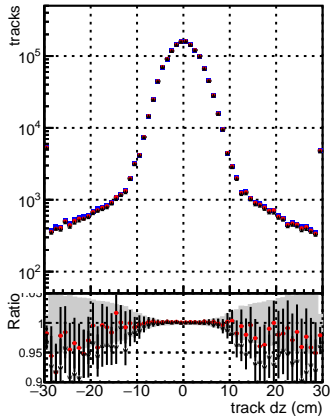


N of associated (recoToSim) looper tracks vs dxy

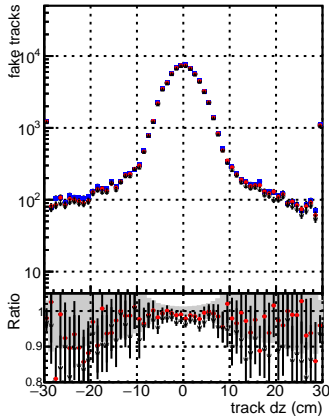
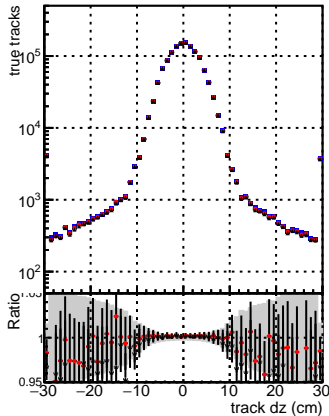


Legend for Ratio plots:
 - DCM mkFit (black line)
 - DCM mkFit (red line)
 - barPU50 extractedGeoms rescaleError100 pTCutOverlap0p0 (black line)
 - barPU50 extractedGeoms rescaleError100 pTCutOverlap0p0 dynamicChi2CutOverlap (red line)

N of reco track vs dz



N of associated (recoToSim) tracks vs dz



N of associated (recoToSim) looper tracks vs dz

