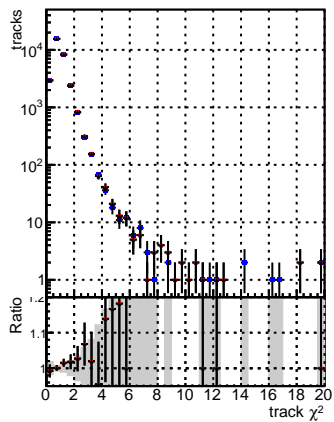
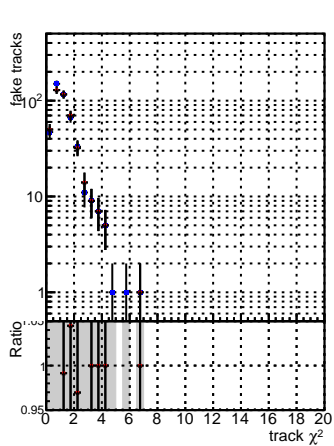
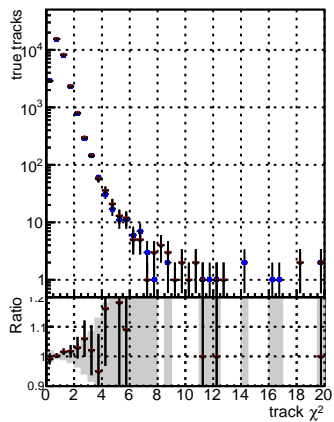


N of reco track vs normalized χ^2



N of associated (recoToSim) tracks vs normalized χ^2



N of associated (recoToSim) loop tracks vs normalized χ^2



Legend for all plots:

- Global mkFitOLD RECO (black circles)
- Global mkFitOLD RECO (red circles)
- Global mkFit100 RECO (blue circles)

