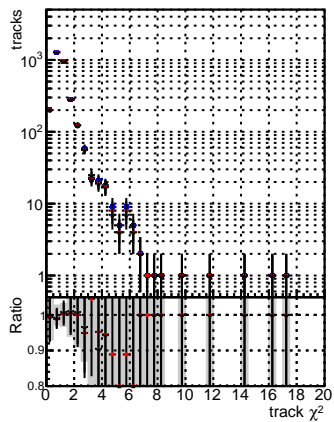
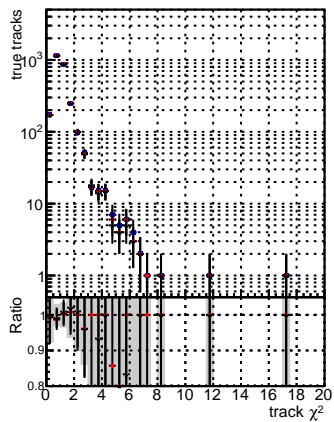


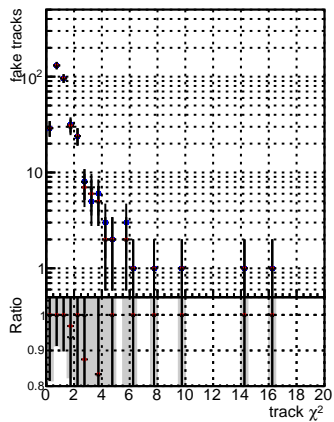
N of reco track vs normalized  $\chi^2$



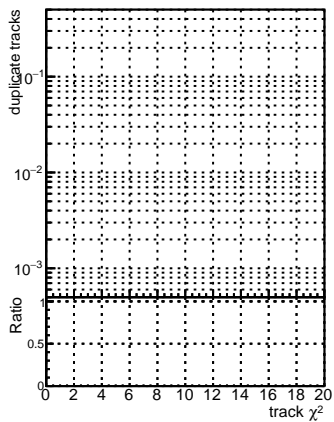
N of associated (recoToSim) tracks vs normalized  $\chi^2$



N of associated (recoToSim) fake tracks vs normalized  $\chi^2$



N of associated (recoToSim) loop tracks vs normalized  $\chi^2$



Legend for all plots:

- Blue line with error bars: DGM V0001 R0000000001
- Black line with error bars: Global mkFitOLD RECO
- Red line with error bars: DGM V0001 R0000000001

