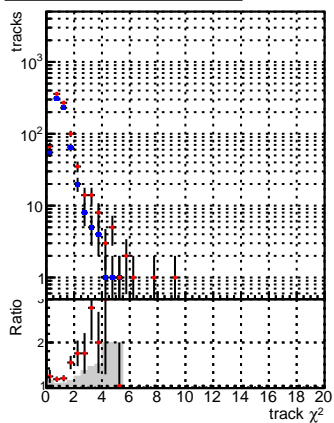
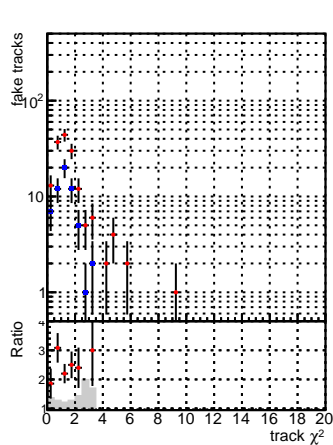
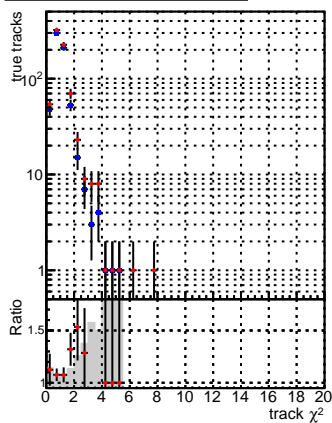


N of reco track vs. normalized  $\chi^2$



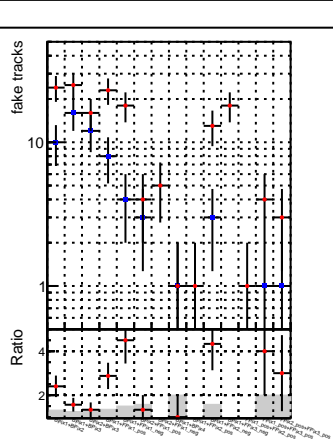
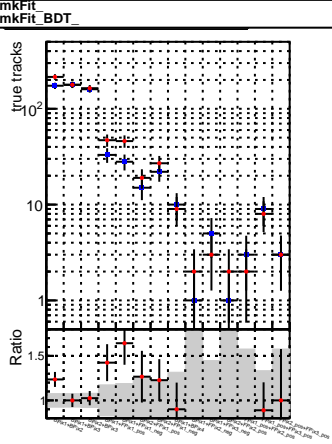
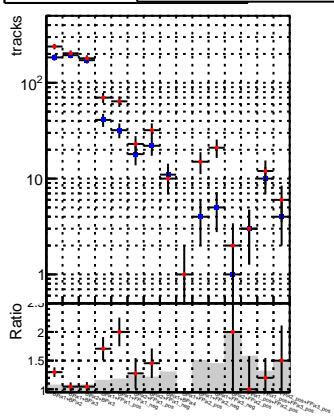
N of associated (recoToSim) tracks vs normalized  $\chi^2$



N of associated (recoToSim) loop tracks vs normalized  $\chi^2$



N of reco track vs.  $\chi^2$



Legend:   
 - Blue line with circles: DQM\_DisplacedSUSY\_mkFit   
 - Red line with circles: DQM\_DisplacedSUSY\_mkFit\_BDT   
 - Gray bars: Histogram   
 - Black line: Ratio   
 - Error bars: Error bars