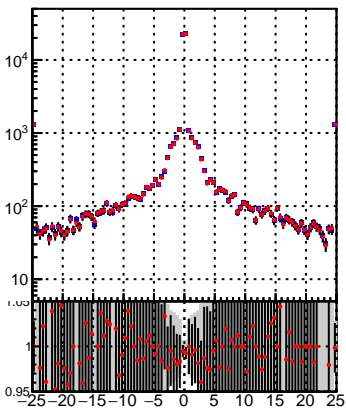
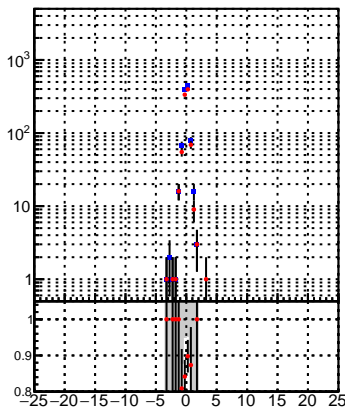


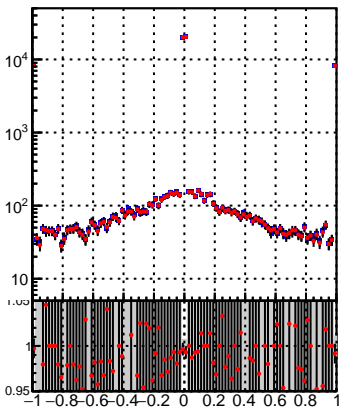
N of simulated tracks vs dxy(PV)



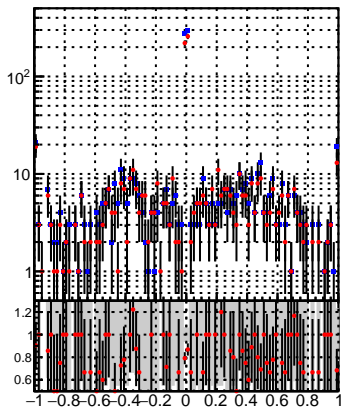
N of associated tracks (simToReco) vs dxy(PV)



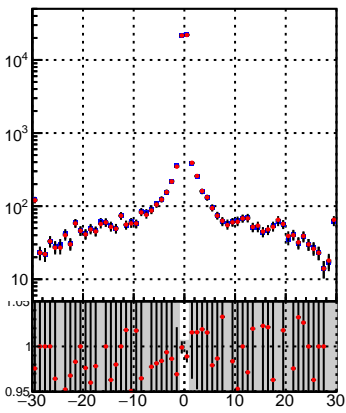
N of simulated tracks vs dxy(PV)



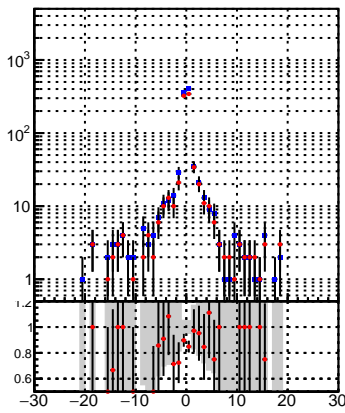
N of associated tracks (simToReco) vs dxy(PV)



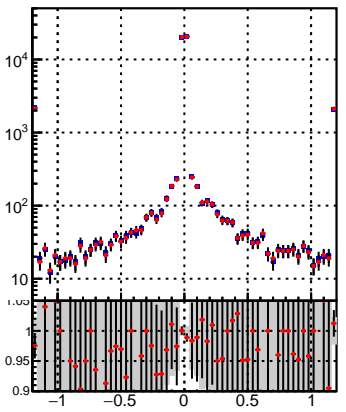
N of simulated tracks vs dz(PV)



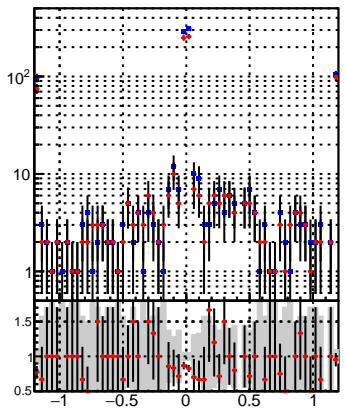
N of associated tracks (simToReco) vs dz(PV)



N of simulated tracks vs dz(PV)



N of associated tracks (simToReco) vs dz(PV)



Legend for the plots:

- █ DQM_DisplacedSUSY_mkFit_ (black line)
- █ DQM_DisplacedSUSY_mkFit_BDT_ (red line)