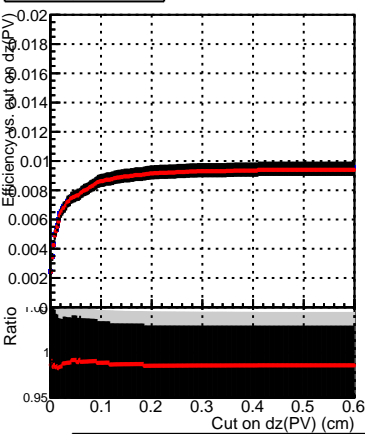
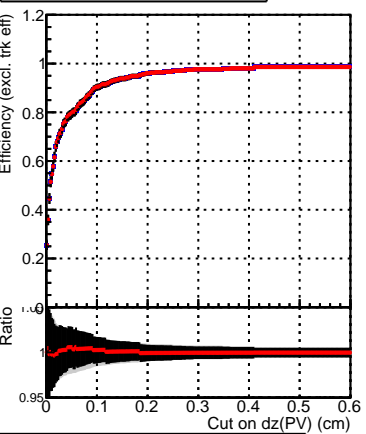


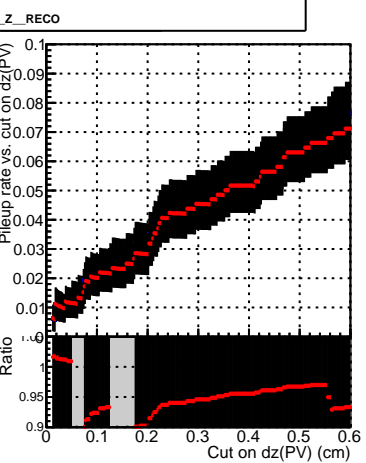
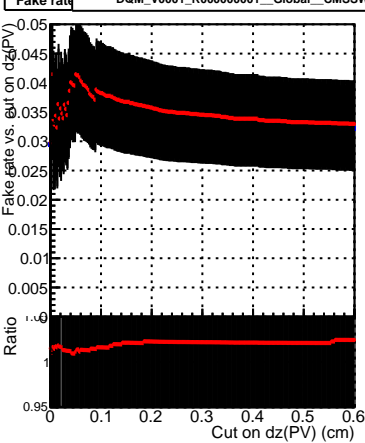
Efficiency vs. dz (PV)



Efficiency (tracking eff factorized out) vs. dz (PV)



Fake rate



Legend for all plots:

- Blue line with square markers: DQM_V0001_R000000001_Global_mkFitbase_RECO
- Red line with circle markers: DQM_V0001_R000000001_Global_CMSSW_X_Y_Z_RECO