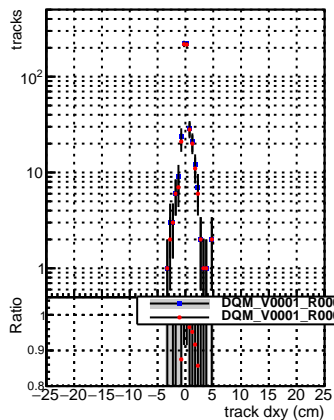
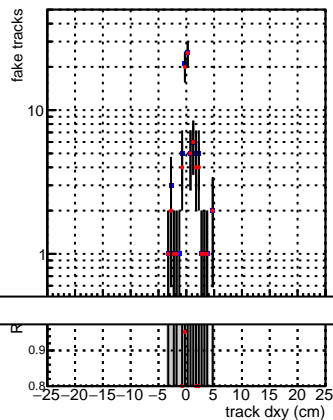
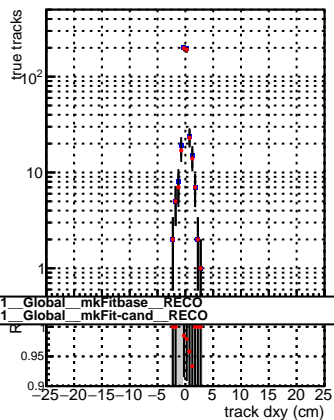
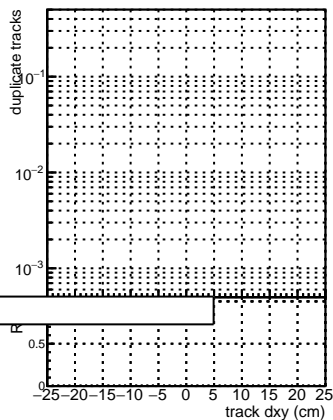
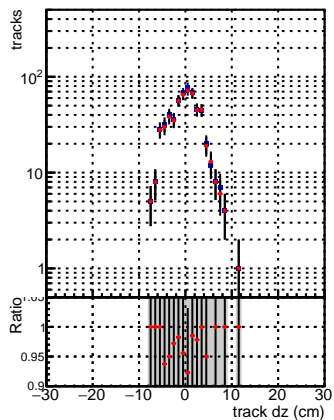
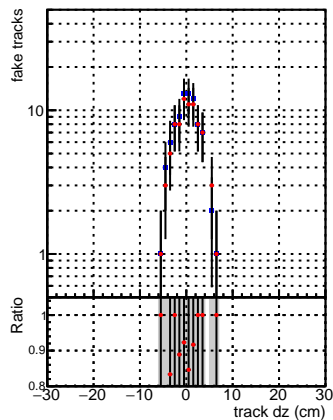
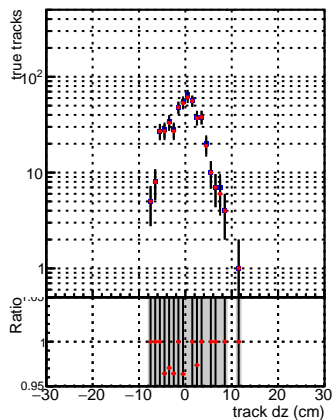
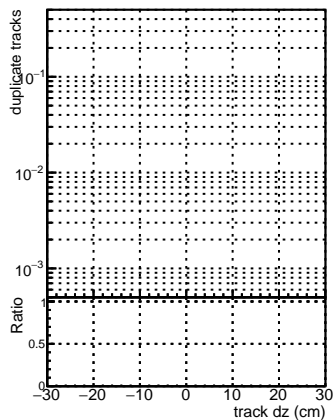


N of reco track vs dxy**N of associated (recoToSim) tracks vs dxy****N of associated (recoToSim) looper tracks vs dxy****N of reco track vs dz****N of associated (recoToSim) tracks vs dz****N of associated (recoToSim) looper tracks vs dz**

Legend for all plots:

- Blue line with circles: DQM_V0001_R0000000001_Global_mkFitbase_RECO
- Red line with circles: DQM_V0001_R0000000001_Global_mkFit-cand_RECO