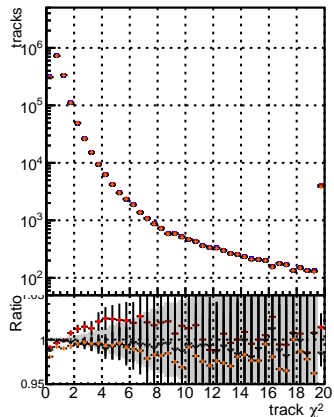
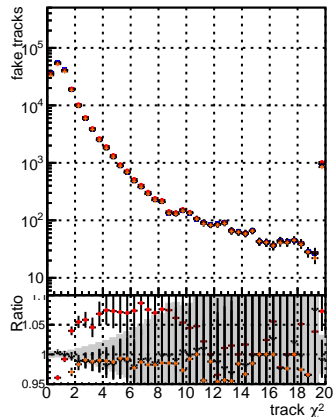
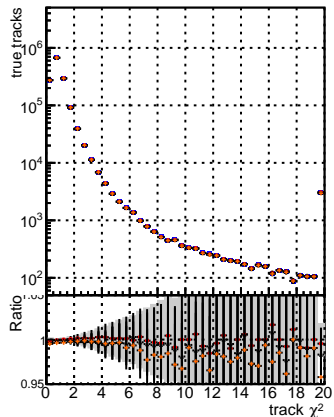


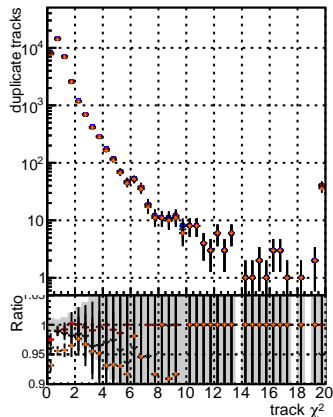
N of reco track vs normalized χ^2



N of associated (recoToSim) tracks vs normalized χ^2

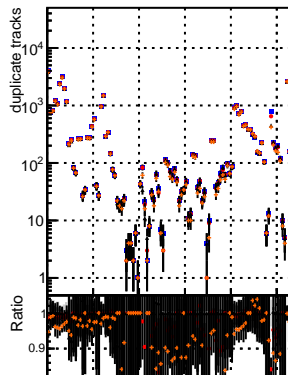
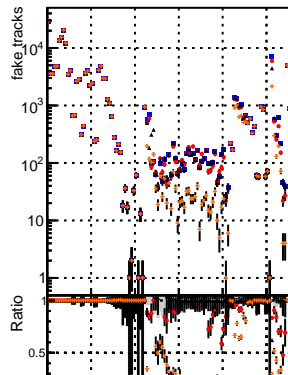
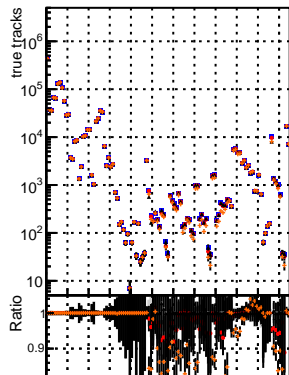
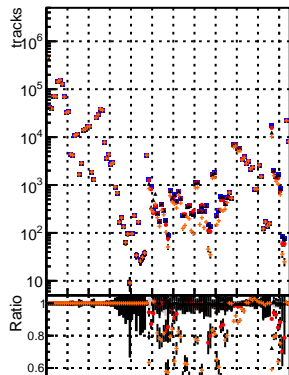


N of associated (recoToSim) loopier tracks vs normalized χ^2



N of reco track vs. χ^2

Legend:
 - Blue line: BSM V0001
 - Red line: BSM V0002
 - Green line: BSM V0003
 - Black line: Global fit
 - Orange line: MxFit
 - Yellow line: MxFit + BSM
 - Grey line: MxFit + BSM + RECO
 - Light blue line: MxFit + BSM + RECO + G0001
 - Light green line: MxFit + BSM + RECO + G0002
 - Light orange line: MxFit + BSM + RECO + G0003



verSet