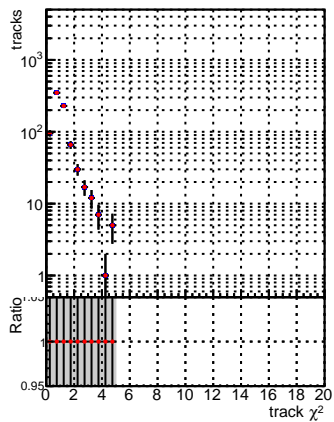
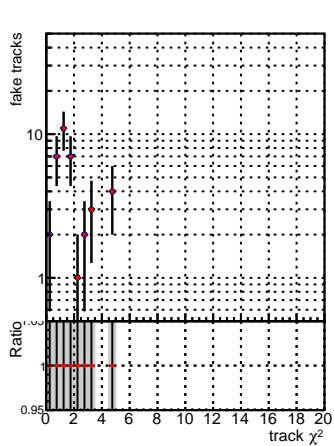
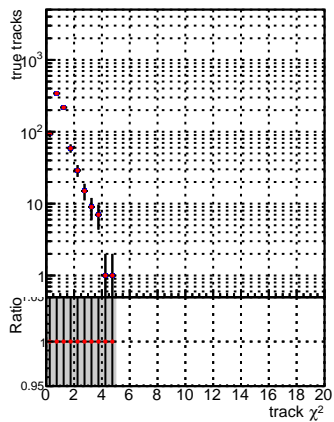


N of reco track vs normalized χ^2



N of associated (recoToSim) tracks vs normalized χ^2



N of associated (recoToSim) loop tracks vs normalized χ^2



Legend for all plots:

- Global_CMSSW_X_Y_Z_allINODNN (Blue line with dots)
- Global_CMSSW_X_Y_Z_all (Red line with dots)
- DQM_V0001_R000000001 (Grey shaded area)
- DQM_V0001_R000000001 (Grey shaded area)

