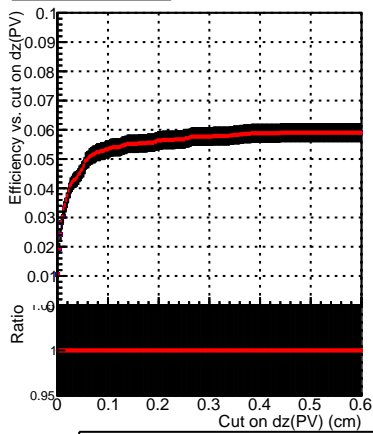
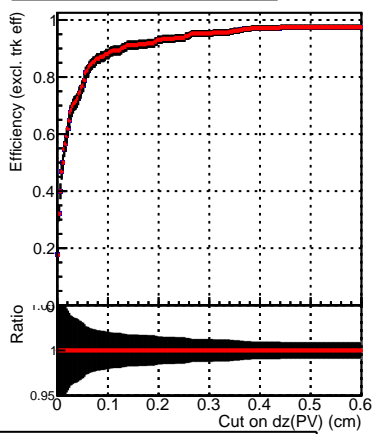
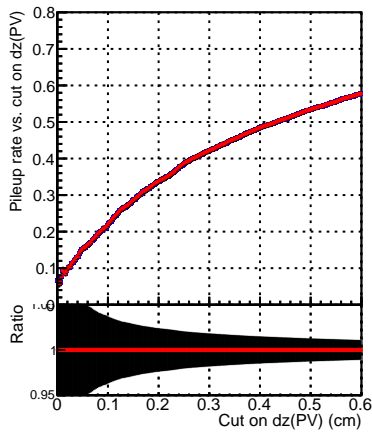
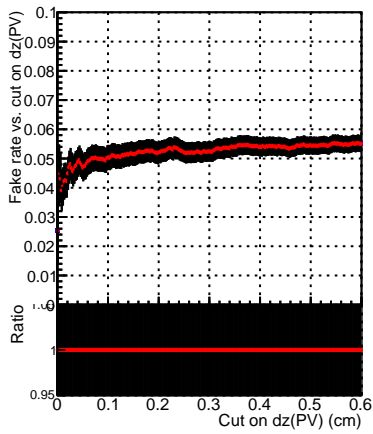


Efficiency vs. dz (PV)**Efficiency (tracking eff factorized out) vs. dz (PV)****Fake rate**

Legend for Efficiency vs. dz (PV) and Fake rate plots:

- Blue line with square markers: DQM_V0001_R000000001_Global_mkFit_CANDFINAL100stable
- Red line with circular markers: DQM_V0001_R000000001_Global_mkFit_CANDFINAL100stable2