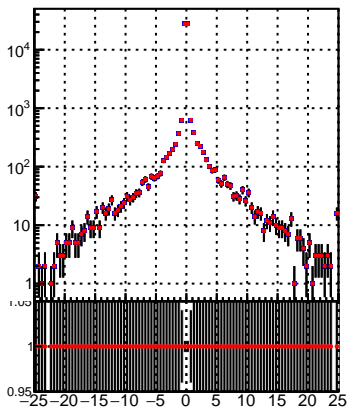
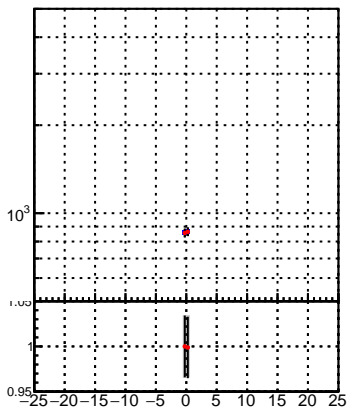


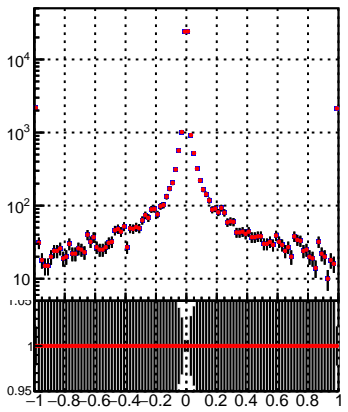
N of simulated tracks vs dxy(PV)



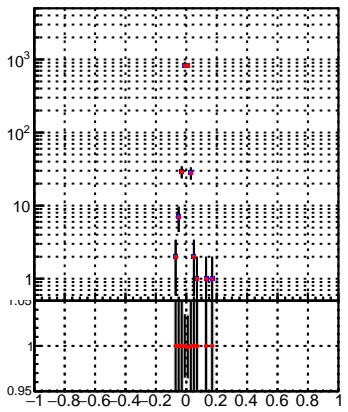
N of associated tracks (simToReco) vs dxy(PV)



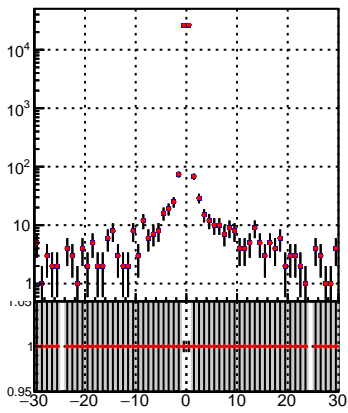
N of simulated tracks vs dz(PV)



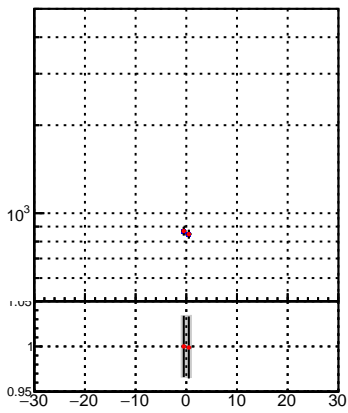
N of associated tracks (simToReco) vs dz(PV)



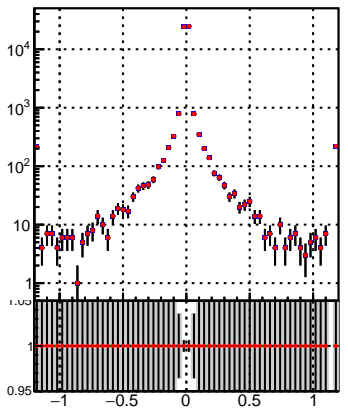
N of simulated tracks vs dz(PV)



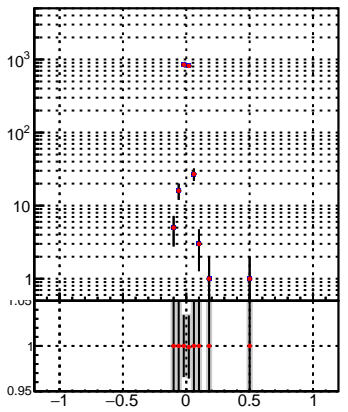
N of associated tracks (simToReco) vs dz(PV)



N of simulated tracks vs dz(PV)



N of associated tracks (simToReco) vs dz(PV)



Legend for the plots:

- DQM_TT_mkFit-DQM_pless_orig (black line with blue squares)
- DQM_TT_mkFit-DQM_pless_modi (red line with red squares)