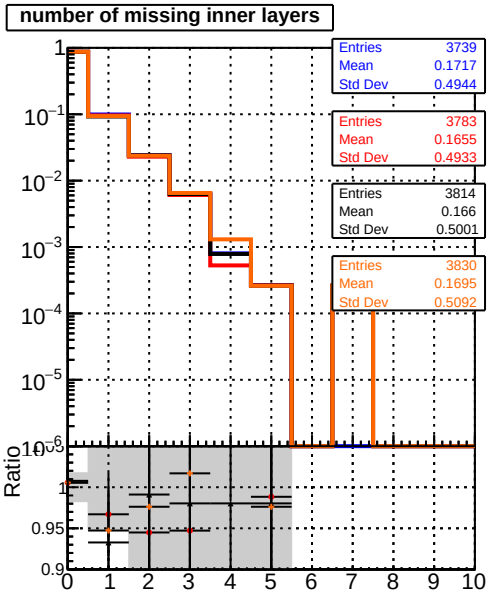
number of missing inner layers
Entries 3739
Mean 0.1717
Std Dev 0.4944
Entries 3783
Mean 0.1655
Std Dev 0.4933
Entries 3814
Mean 0.166
Std Dev 0.5001
Entries 3830
Mean 0.1695
Std Dev 0.5092
Ratio

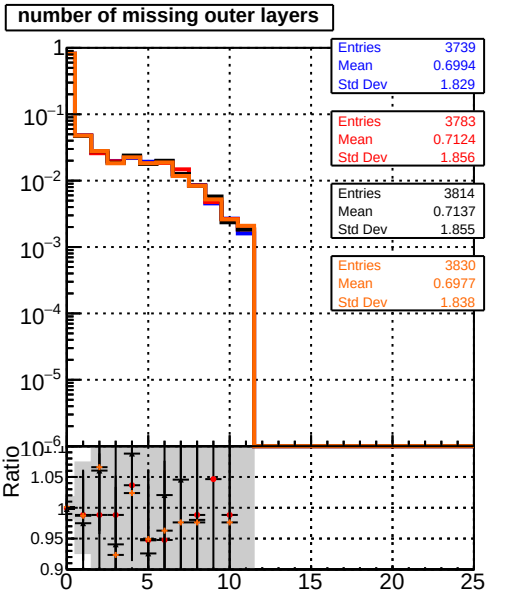
number of missing outer layers
Entries 3739
Mean 0.6994
Std Dev 1.829
Entries 3783
Mean 0.7124
Std Dev 1.856
Entries 3814
Mean 0.7137
Std Dev 1.855
Entries 3830
Mean 0.6977
Std Dev 1.838
Ratio

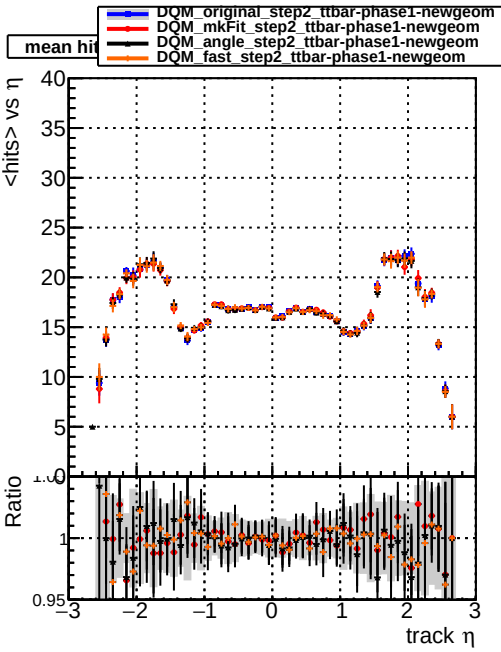
DQM_original_step2_ttbar-phase1-newgeom
DQM_mkFit_step2_ttbar-phase1-newgeom
DQM_angle_step2_ttbar-phase1-newgeom
DQM_fast_step2_ttbar-phase1-newgeom
mean hit
<hits> vs η
Ratio
track η

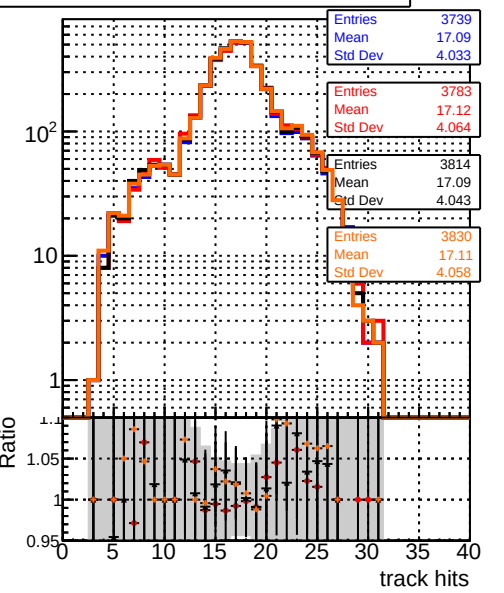
Entries 3739
Mean 17.09
Std Dev 4.033
Entries 3783
Mean 17.12
Std Dev 4.064
Entries 3814
Mean 17.09
Std Dev 4.043
Entries 3830
Mean 17.11
Std Dev 4.058
Ratio
track hits

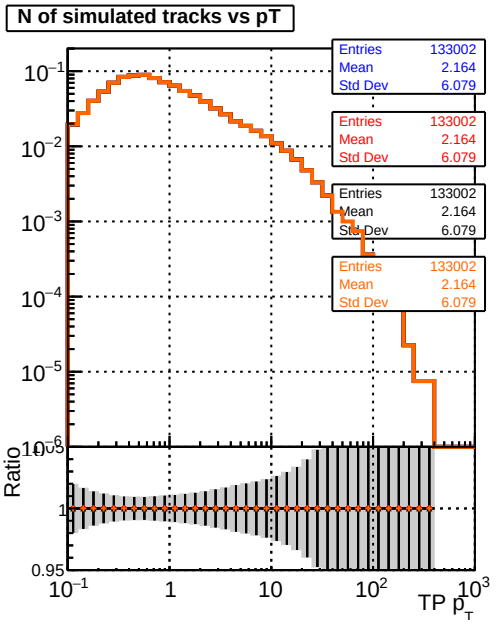
N of simulated tracks vs pT
Entries 133002
Mean 2.164
Std Dev 6.079
Entries 133002
Mean 2.164
Std Dev 6.079
Entries 133002
Mean 2.164
Std Dev 6.079
Entries 133002
Mean 2.164
Std Dev 6.079
Ratio
TP p_T

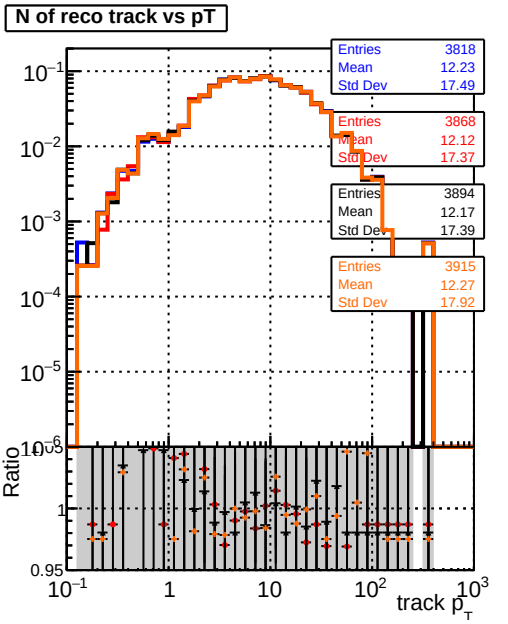
N of reco track vs pT
Entries 3818
Mean 12.23
Std Dev 17.49
Entries 3868
Mean 12.12
Std Dev 17.37
Entries 3894
Mean 12.17
Std Dev 17.39
Entries 3915
Mean 12.27
Std Dev 17.92
Ratio
track p_T