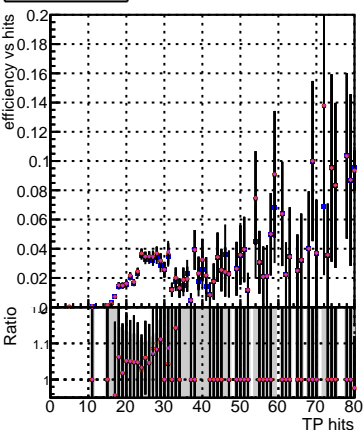
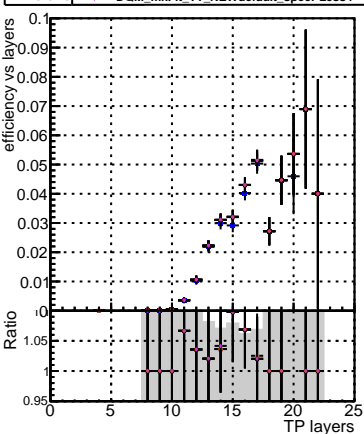
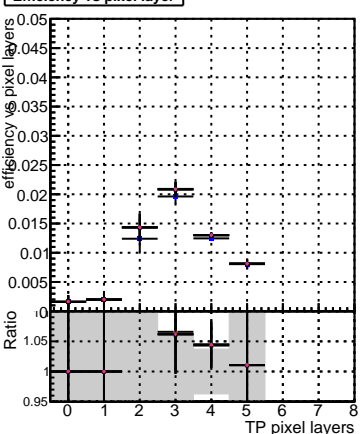


Efficiency vs hit

Legend for Efficiency vs hit plot:
 - DQM_mkFit_TT_retrain (Blue line with circles)
 - DQM_mkFit_TT_NEWdefault_specPless1 (Red line with circles)
 - DQM_mkFit_TT_NEWdefault_specPless2 (Black line with circles)
 - DQM_mkFit_TT_NEWdefault_specPless3 (Orange line with circles)
 - DQM_mkFit_TT_NEWdefault_specPless4 (Grey line with circles)

**Efficiency vs pixel layer****Efficiency vs 3D layer**