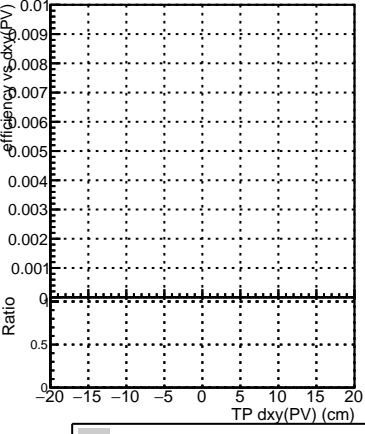
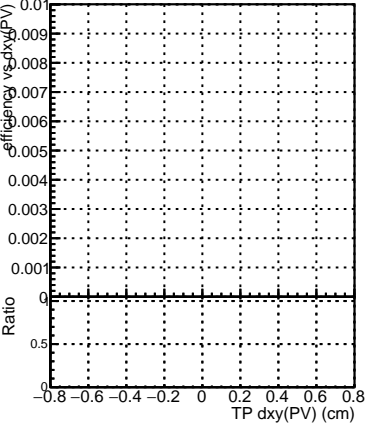


Efficiency vs Dxy(PV)

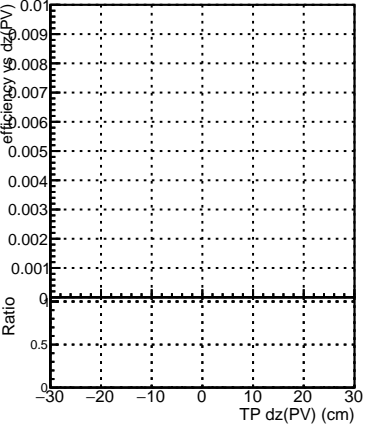


Legend for Efficiency vs Dxy(PV) and Efficiency vs Dz(PV) plots:

- DQM_beforePR (Blue line with square markers)
- DQM_correctCheck (Red line with triangle markers)



Efficiency vs Dz(PV)



Efficiency vs Dz(PV)

