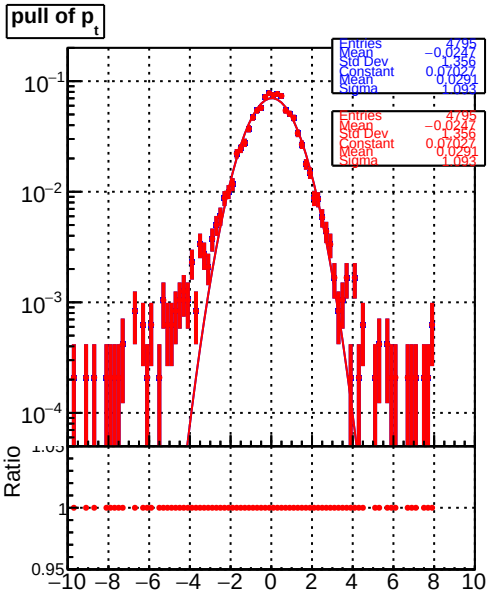
pull of p_t
Entries 4795
Mean −0.0247
Std Dev 1.356
Constant 0.07027
Mean 0.0291
Sigma 1.093
Entries 4795
Mean −0.0247
Std Dev 1.356
Constant 0.07027
Mean 0.0291
Sigma 1.093
Ratio

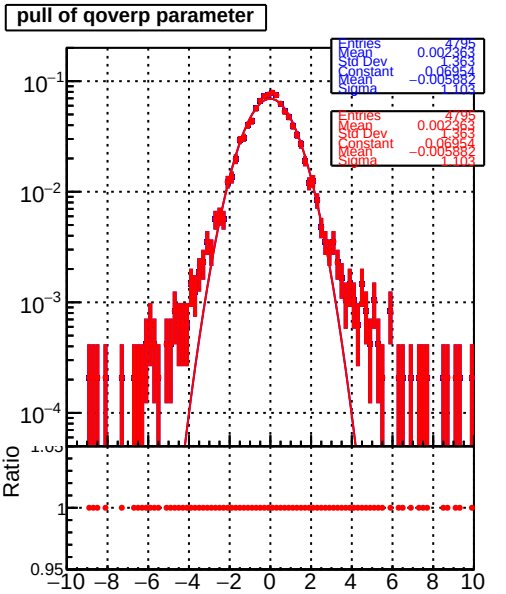
pull of qoverp parameter
Entries 4795
Mean 0.002363
Std Dev 1.383
Constant 0.06954
Mean −0.005882
Sigma 1.103
Entries 4795
Mean 0.002363
Std Dev 1.383
Constant 0.06954
Mean −0.005882
Sigma 1.103
Ratio

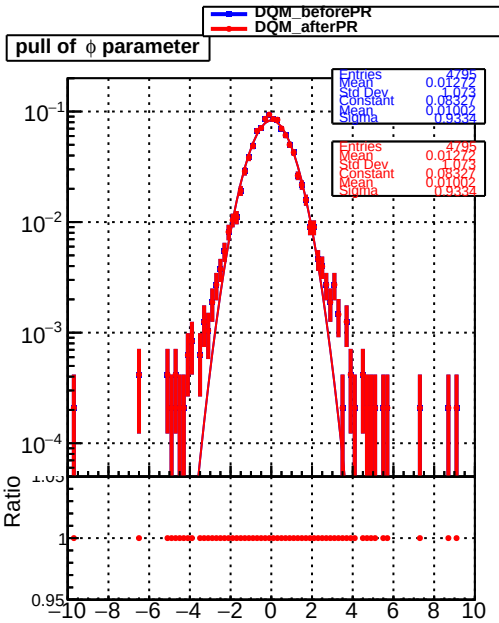
DQM_beforePR
DQM_afterPR
pull of ϕ parameter
Entries 4795
Mean 0.01272
Std Dev 1.073
Constant 0.08327
Mean 0.01002
Sigma 0.9334
Entries 4795
Mean 0.01272
Std Dev 1.073
Constant 0.08327
Mean 0.01002
Sigma 0.9334
Ratio

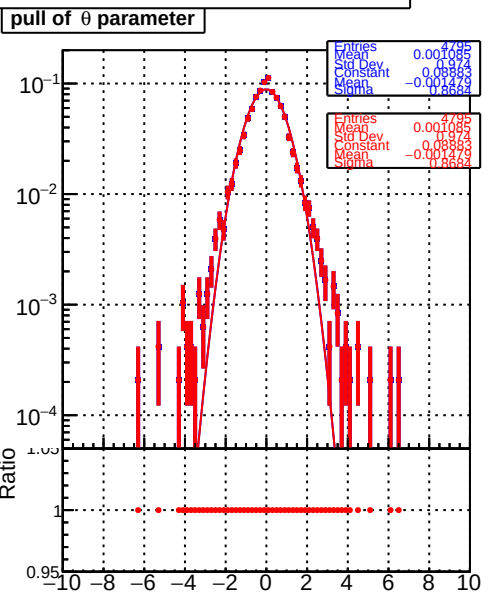
pull of θ parameter
Entries 4795
Mean 0.001085
Std Dev 0.974
Constant 0.08863
Mean −0.01479
Sigma 0.8664
Entries 4795
Mean 0.001085
Std Dev 0.974
Constant 0.08863
Mean −0.01479
Sigma 0.8664
Ratio

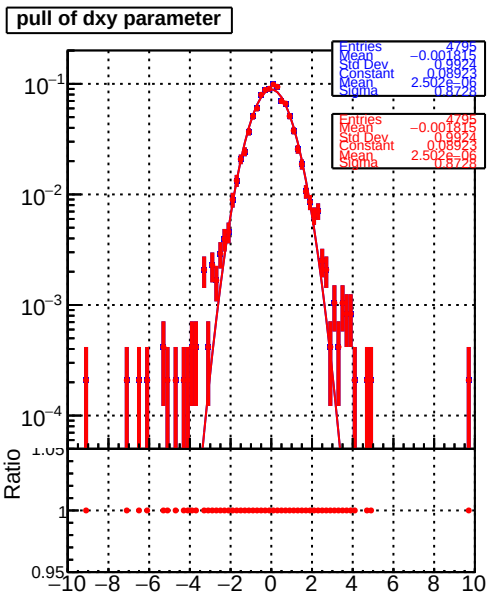
pull of dxy parameter
Entries 4795
Mean −0.001815
Std Dev 0.9824
Constant 0.08923
Mean 2.502e−06
Sigma 0.8728
Entries 4795
Mean −0.001815
Std Dev 0.9824
Constant 0.08923
Mean 2.502e−06
Sigma 0.8728
Ratio

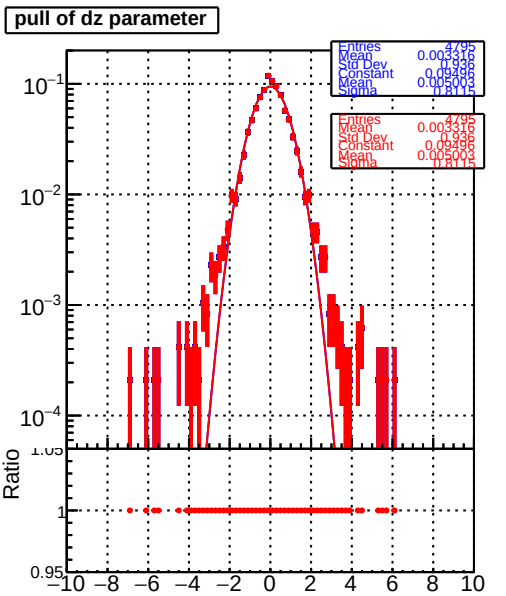
pull of dz parameter
Entries 4795
Mean 0.003316
Std Dev 0.936
Constant 0.09496
Mean 0.005003
Sigma 0.8115
Entries 4795
Mean 0.003316
Std Dev 0.936
Constant 0.09496
Mean 0.005003
Sigma 0.8115
Ratio