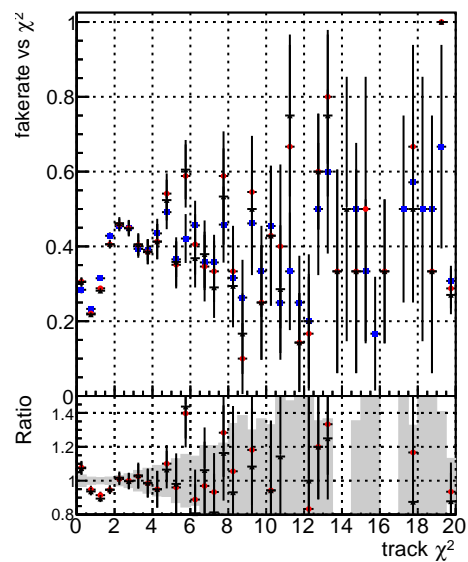
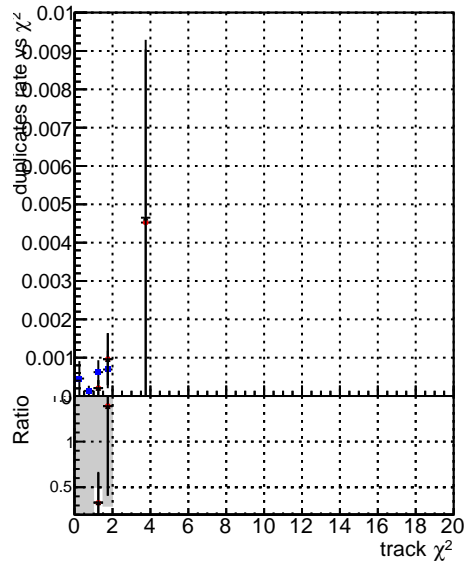


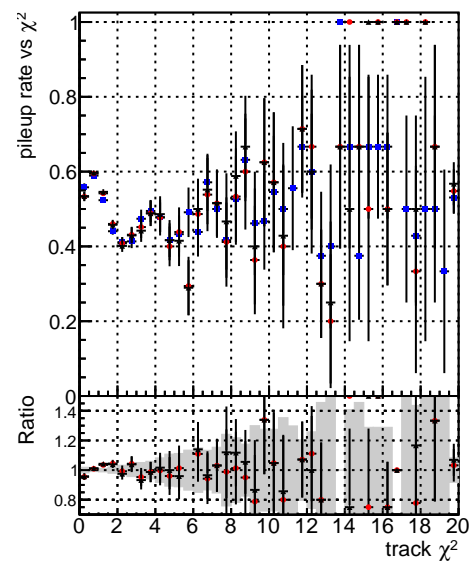
Fake rate vs normalized χ^2



Duplicates Rate vs normalized χ^2



Pileup rate vs normalized χ^2



Fake rate vs.

Legend	Color	Shape	Line Style
BQM TT CKF ORIG	Blue	Circle	Solid
BQM TT CKF LOWPIT ORIG	Red	Circle	Solid
BQM TT CKF LOWPIT MODIF	Black	Circle	Solid

