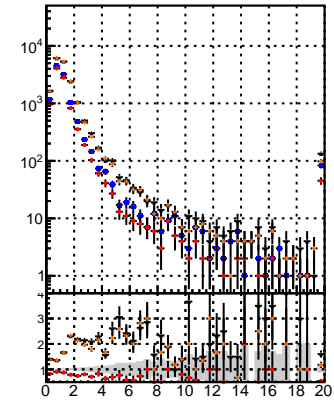
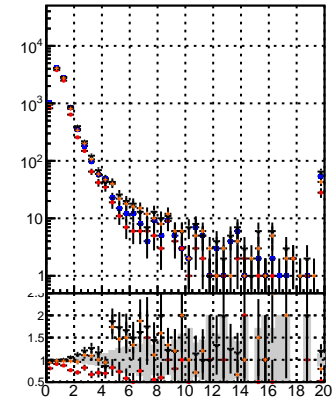


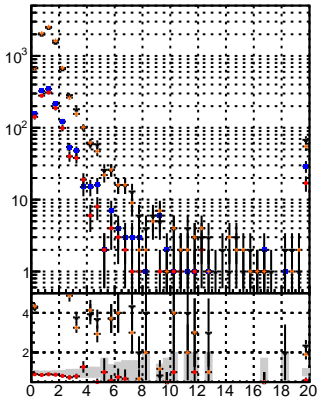
N of reco track vs normalized χ^2



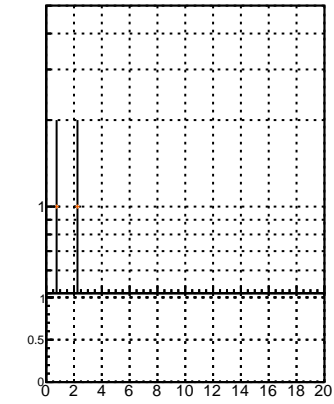
N of associated (recoToSim) tracks vs normalized χ^2



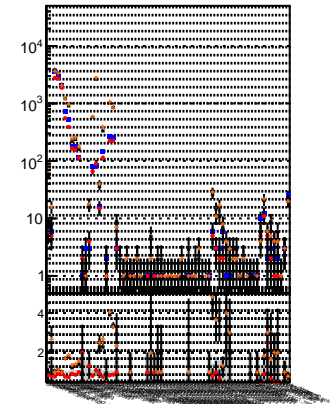
N of associated (recoToSim) tracks vs normalized χ^2



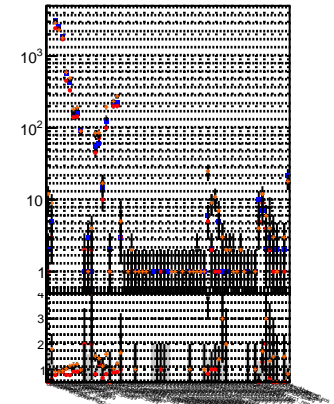
N of associated (recoToSim) loopier tracks vs normalized χ^2



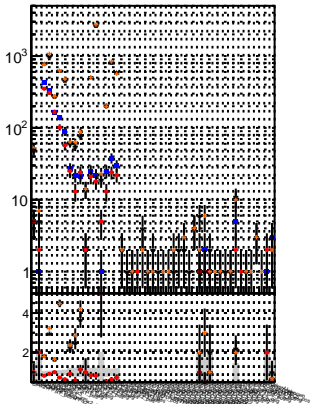
N of reco track vs. χ^2



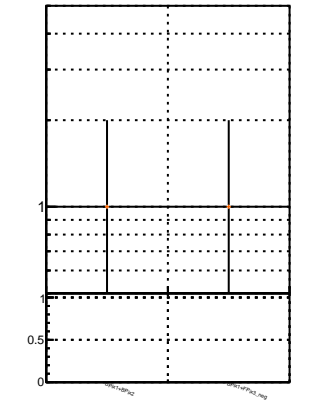
N of associated (recoToSim) tracks vs normalized χ^2



N of associated (recoToSim) tracks vs normalized χ^2



N of associated (recoToSim) loopier tracks vs normalized χ^2



Legend for detector configurations:
 - BDM: Blue circles
 - DISCUS: Red squares
 - SHUSY: Green triangles
 - GKE: Orange diamonds
 - BDT: Black crosses
 - verSet: Grey dots