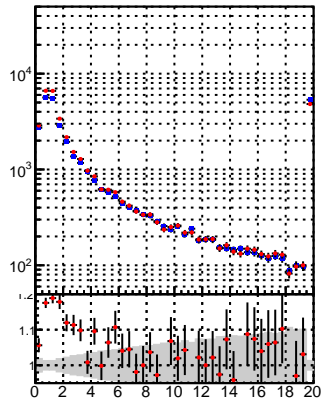
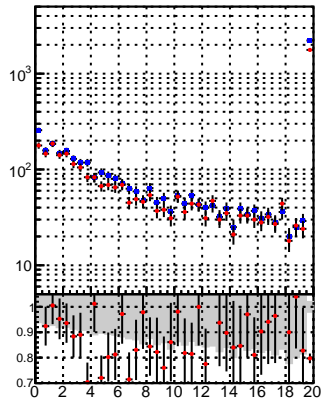
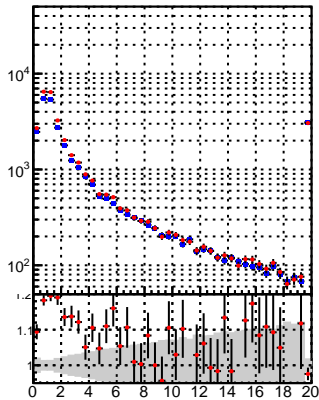


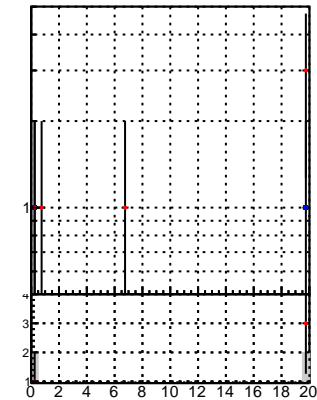
N of reco track vs normalized χ^2



N of associated (recoToSim) tracks vs normalized χ^2



N of associated (recoToSim) loop tracks vs normalized χ^2



N of reco track vs. χ^2

Legend for the first row of plots:

- Blue dots: DQM TT mkFit_BDT_
- Red dots: DQM TT mkFit_

