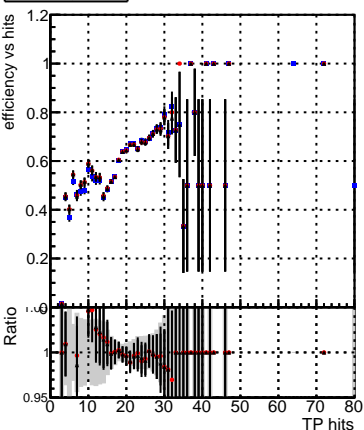
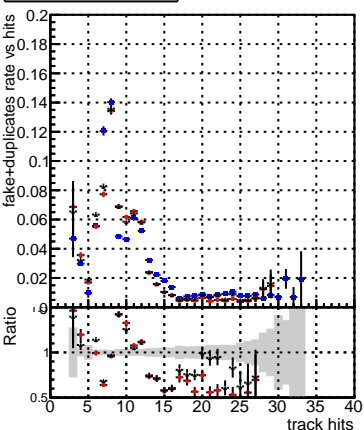
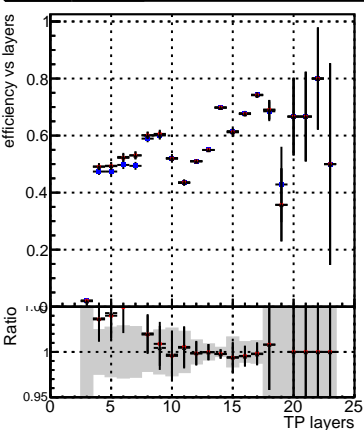
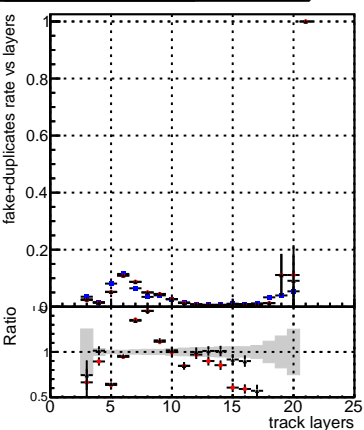
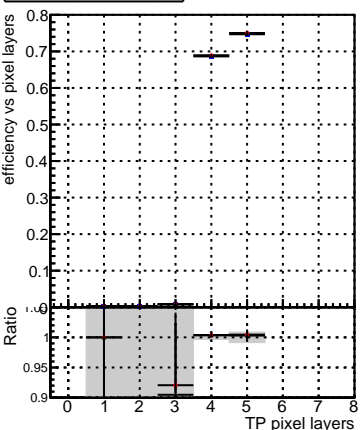
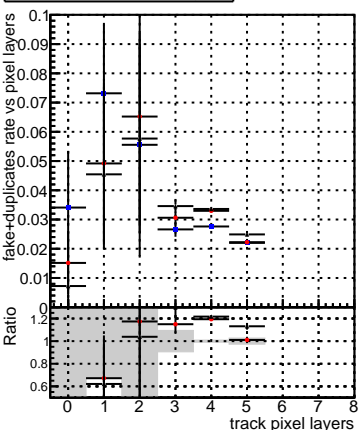
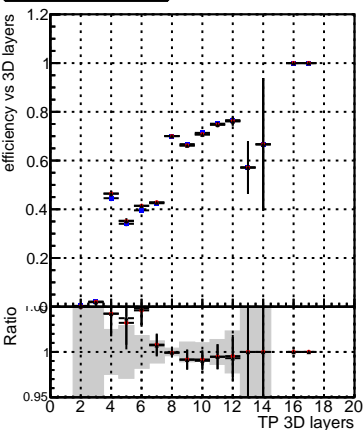
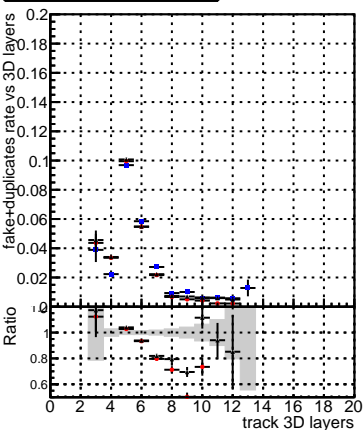


Efficiency vs hit**fake+duplicates vs hits****Efficiency vs layers****fake+duplicates vs layers****Efficiency vs pixel layer****fake+duplicates vs pixel layers****Efficiency vs 3D layer****fake+duplicates vs 3D layers**

Legend for Efficiency vs hit and fake+duplicates vs hits plots:

- Blue squares: DQM_V0001_R000000001_Global_cmssw1000time_RECO
- Red circles: DQM_V0001_R000000001_Global_mkFitNewOLD1000time_RECO
- Black triangles: DQM_V0001_R000000001_Global_mkFitNewTEST1000time_RECO