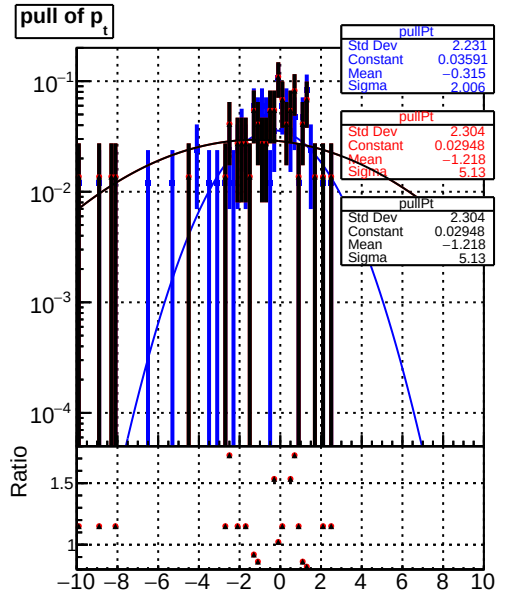
pull of p_t
pullPt
Std Dev 2.231
Constant 0.03591
Mean −0.315
Sigma 2.006
pullPt
Std Dev 2.304
Constant 0.02948
Mean −1.218
Sigma 5.13
pullPt
Std Dev 2.304
Constant 0.02948
Mean −1.218
Sigma 5.13
Ratio

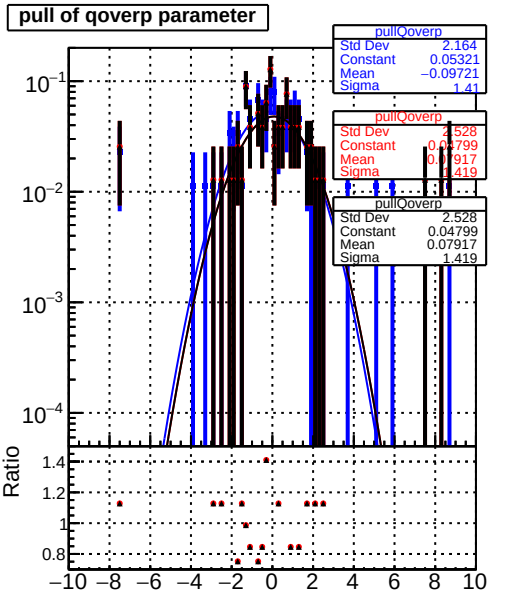
pull of qoverp parameter
pullQoverp
Std Dev 2.164
Constant 0.05321
Mean −0.09721
Sigma 1.41
pullQoverp
Std Dev 2.528
Constant 0.04799
Mean 0.07917
Sigma 1.419
pullQoverp
Std Dev 2.528
Constant 0.04799
Mean 0.07917
Sigma 1.419
Ratio

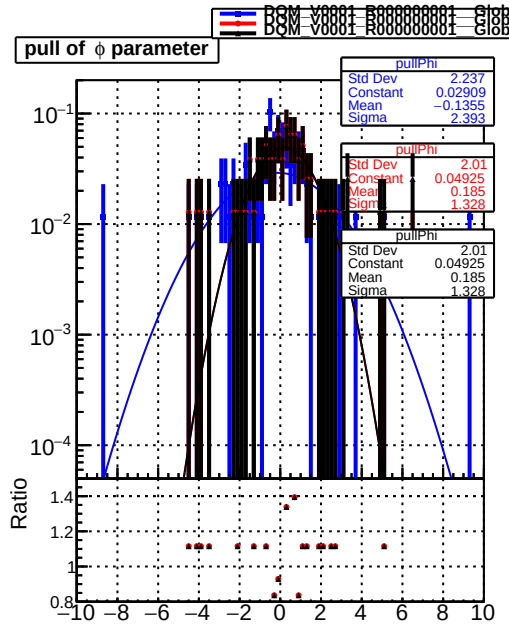
DQM_V0001_R000000001__Global__cmssw1000time__RECO
DQM_V0001_R000000001__Global__mkFitNewDP1000time__RECO
DQM_V0001_R000000001__Global__mkFitNewDP1000time__RECO
pull of ϕ parameter
pullPhi
Std Dev 2.237
Constant 0.02909
Mean −0.1355
Sigma 2.393
pullPhi
Std Dev 2.01
Constant 0.04925
Mean 0.185
Sigma 1.328
pullPhi
Std Dev 2.01
Constant 0.04925
Mean 0.185
Sigma 1.328
Ratio

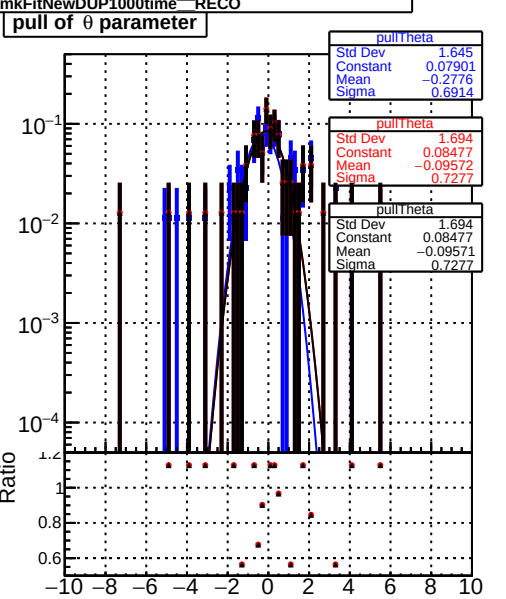
pull of θ parameter
pullTheta
Std Dev 1.645
Constant 0.07901
Mean −0.2776
Sigma 0.6914
pullTheta
Std Dev 1.694
Constant 0.08477
Mean −0.09572
Sigma 0.7277
pullTheta
Std Dev 1.694
Constant 0.08477
Mean −0.09571
Sigma 0.7277
Ratio

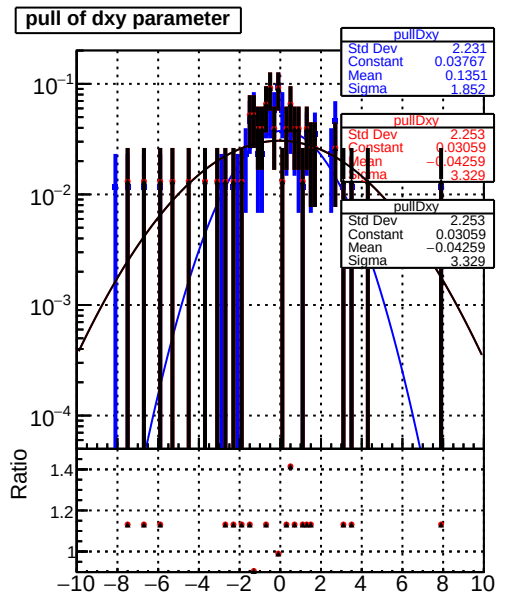
pull of dxy parameter
pullDxy
Std Dev 2.231
Constant 0.03767
Mean 0.1351
Sigma 1.852
pullDxy
Std Dev 2.253
Constant 0.03059
Mean −0.04259
Sigma 3.329
pullDxy
Std Dev 2.253
Constant 0.03059
Mean −0.04259
Sigma 3.329
Ratio

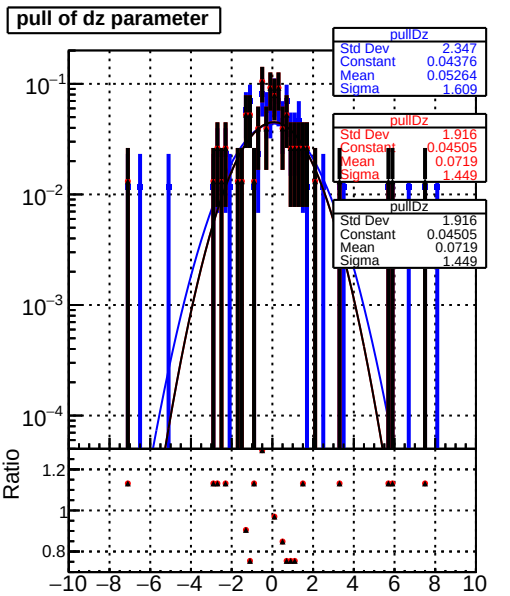
pull of dz parameter
pullDz
Std Dev 2.347
Constant 0.04376
Mean 0.05264
Sigma 1.609
pullDz
Std Dev 1.916
Constant 0.04505
Mean 0.0719
Sigma 1.449
pullDz
Std Dev 1.916
Constant 0.04505
Mean 0.0719
Sigma 1.449
Ratio