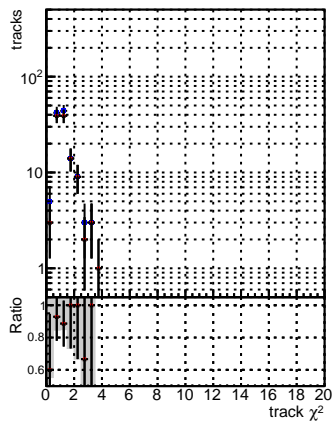
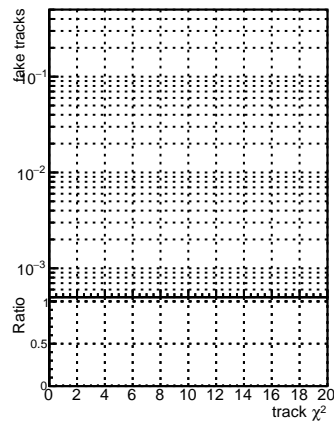
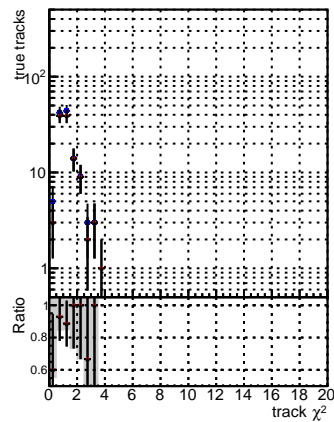


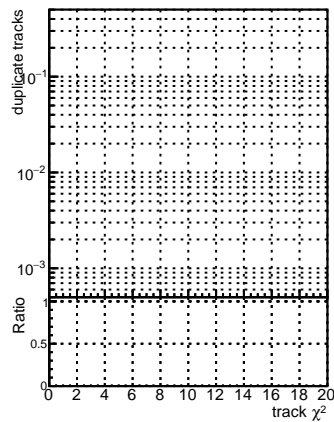
N of reco track vs normalized χ^2



N of associated (recoToSim) tracks vs normalized χ^2



N of associated (recoToSim) loopier tracks vs normalized χ^2



Legend:
 DQM V0001: Blue dot with error bars
 Global crossw1000time RECO: Black line with error bars
 Global mkFOLD100time RECO: Red line with error bars

