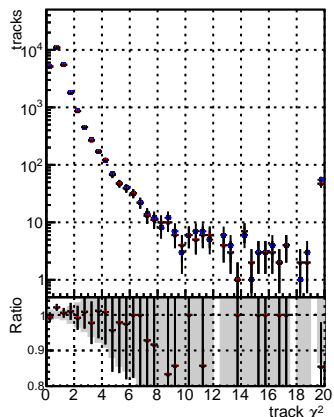
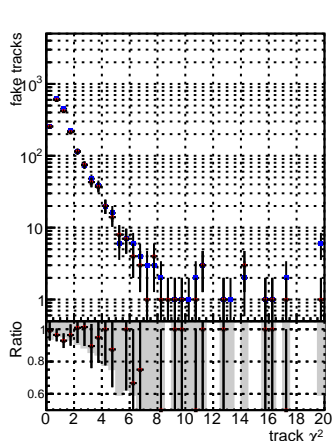
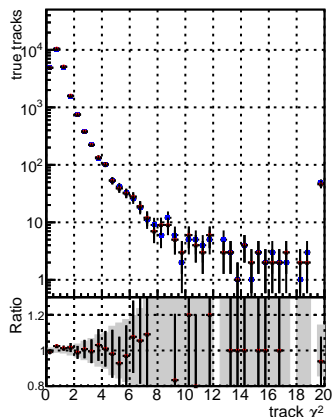


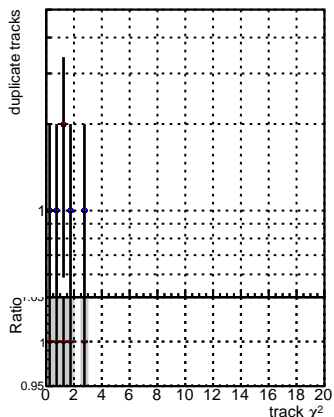
N of reco track vs normalized χ^2



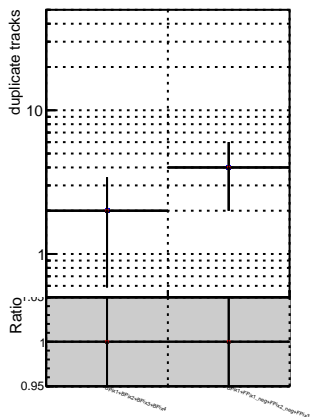
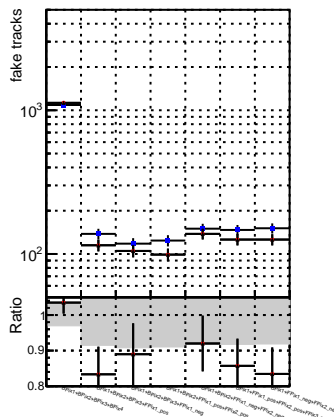
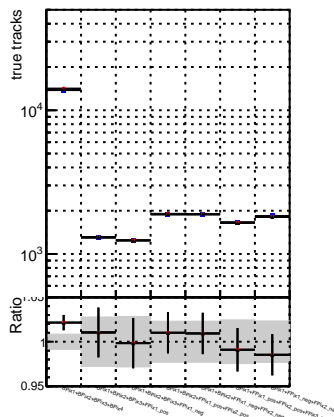
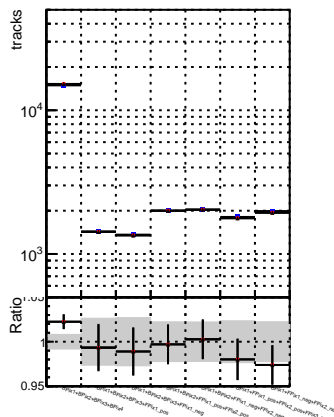
N of associated (recoToSim) tracks vs normalized χ^2



N of associated (recoToSim) loop tracks vs normalized χ^2



Legend for top row:
 - Blue circle: DGM_V0001_R0000000001
 - Red circle: Global mkFitOLD100time RECO
 - Black circle: Global mkFitOLD100time RECO
 - Gray circle: Global mkFitOLD100time RECO



Legend for bottom row:
 - Blue circle: DGM_V0001_R0000000001
 - Red circle: Global mkFitOLD100time RECO
 - Black circle: Global mkFitOLD100time RECO
 - Gray circle: Global mkFitOLD100time RECO