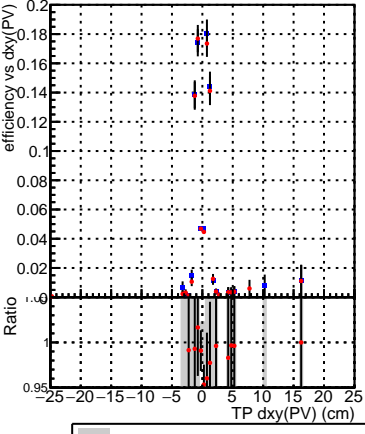
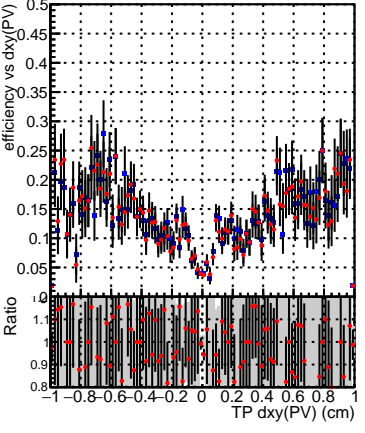


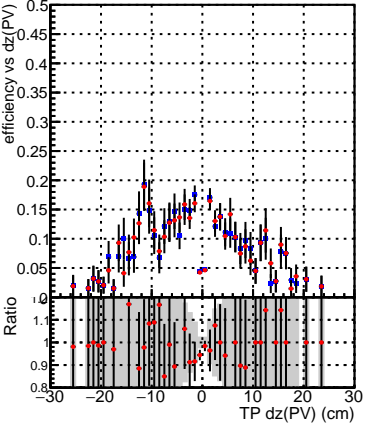
Efficiency vs Dxy(PV)



Efficiency vs Dxy(PV) plot showing efficiency and ratio vs TP dxy(PV) (cm). Legend: DQM_mkFit_TToriginal (blue squares), DQM_mkFit_TTNEwMS-genMatch-CUT (red circles).



Efficiency vs Dz(PV)



Efficiency vs Dz(PV)

