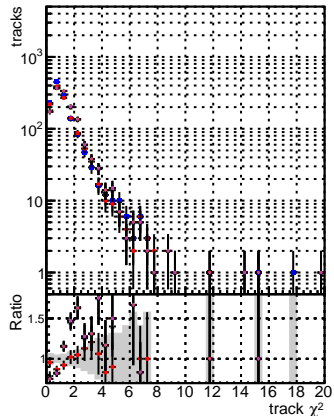
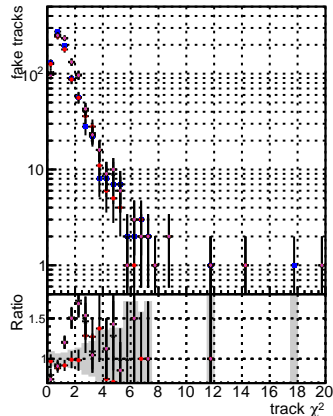
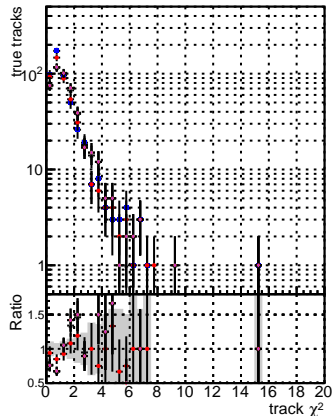


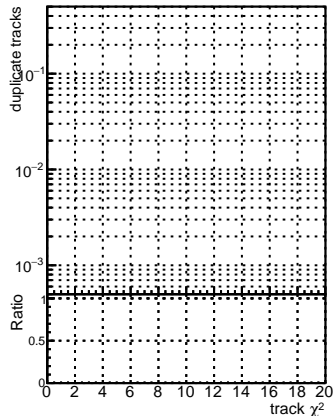
N of reco track vs normalized χ^2



N of associated (recoToSim) tracks vs normalized χ^2



N of associated (recoToSim) loop tracks vs normalized χ^2



N of reco track vs. χ^2 for various methods: DOM (black), mFit (red), TFit (blue), and Original (green). The x-axis ranges from 0 to 20.

