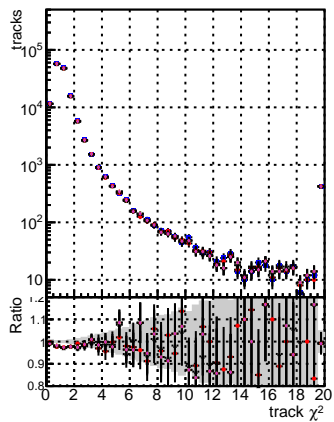
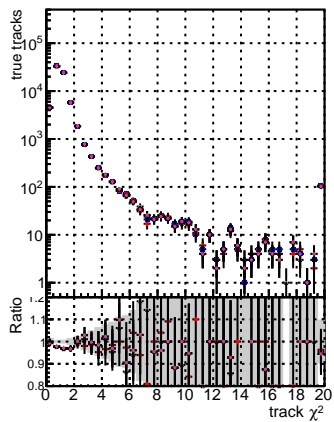


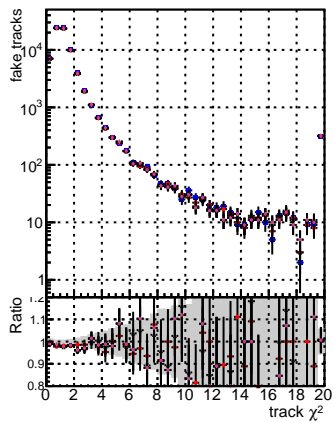
N of reco track vs. normalized χ^2



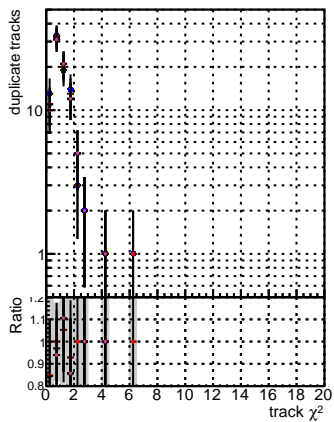
N of associated (recoToSim) tracks vs normalized χ^2



N of associated (recoToSim) tracks vs normalized χ^2



N of associated (recoToSim) loopier tracks vs normalized χ^2



N of reco track vs. χ^2

Legend:
 - Blue: 100-1000
 - Red: 1000-10000
 - Green: 10000-100000
 - Purple: >100000

