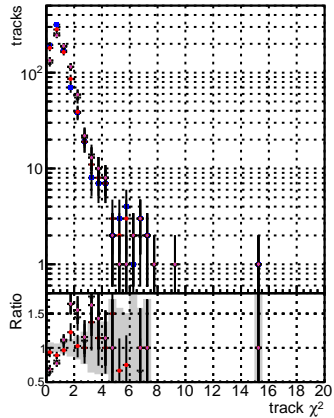
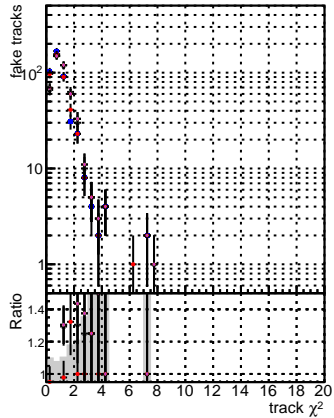
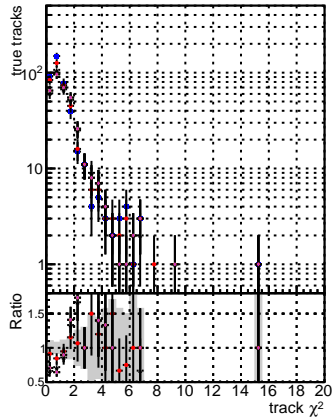


N of reco track vs normalized χ^2



N of associated (recoToSim) tracks vs normalized χ^2



N of associated (recoToSim) loop tracks vs normalized χ^2



N of reco track vs. χ^2 for various algorithms: DOM, mFit, TITAN, original vs. (grey). The x-axis is track χ^2 (0 to 20) and the y-axis is the number of tracks (log scale, 0.5 to 100). The bottom panel shows the ratio of tracks (log scale, 0.5 to 1.5) versus track χ^2 (0 to 20).

